

FIA GT Series

Results Free Practice 1



Provisional

Circuit Paul Armagnac Nogaro, Length: 3636 m

Air temperature: 17.4°C

Track temperature: 17.7°C

Weather condition: Dry

Friday 29.3.2013 15:10

started : 24 classified : 24 not classified : 0

	Drivers	Team	Car	Lap	Best Time	Gap	Diff	Kph	Day Time
1	10 A.Zuber/ M.Parisy	Sebastien Loeb Racing	McLaren MP4-12C	6	1:27.573				15:22:13
2	9 S.Loeb/ A.Parente	Sebastien Loeb Racing	McLaren MP4-12C	6	1:27.753	0.180	0.180		15:27:13
3	13 F.Stippler /E.Sandstrom	Belgian Audi Club Team WRT	Audi R8 LMS	8	1:27.899	0.326	0.146		15:22:54
4	14 C.Viera /C.Campanico	Novadrivier	Audi R8 LMS	5	1:28.014	0.441	0.115		15:21:43
5	1 M.Buhk /A.Day	HTP Gravity Charouz	Mercedes SLS AMG GT3	3	1:28.175	0.602	0.161		15:19:41
6	2 S.Afanasiev/A.Simonsen	HTP Gravity Charouz	Mercedes SLS AMG GT3	4	1:28.259	0.686	0.084		15:20:38
7	51 F.Odini/ F.Salaquarda	AF Corse	Ferrari 458 Italia GT3	4	1:28.338	0.765	0.079		15:20:57
8	28 K.Chandhok/J.Seyffarth	SMS Seyffarth Motorsport	Mercedes SLS AMG GT3	13	1:28.519	0.946	0.181		16:00:52
9	11 S.Ortelli/ L.Vanthoor	Belgian Audi Club Team WRT	Audi R8 LMS	11	1:28.625	1.052	0.106		15:31:55
10	0 C.Bueno /A.Khodair	BMW Team Brazil	BMW E89 Z4	4	1:28.744	1.171	0.119		15:26:39
11	30 J.Beaubelique /S.Ayari	SOFREV ASP by Jean-Luc Beaube	Ferrari 458 Italia GT3	4	1:28.930	1.357	0.186		15:22:52
12	25 D.Baumann /H.Proczyk	GRT Grasser Racing Team	Lamborghini LP560-4	9	1:29.015	1.442	0.085		15:25:21
13	12 N.Mayr-Melnhof/ R.Rast	Belgian Audi Club Team WRT	Audi R8 LMS	8	1:29.032	1.459	0.017		15:28:06
14	6 A.Ebrahim/ J.Jousse	Team India by BMW Team India	BMW E89 Z4	11	1:29.068	1.495	0.036		15:39:57
15	5 A.Kumpen /E.Ide	Phoenix Racing	Audi R8 LMS	10	1:29.162	1.589	0.094		15:33:20
16	31 G.Tonelli/ F.Barthez	SOFREV ASP by Jerome Policand	Ferrari 458 Italia GT3	5	1:29.333	1.760	0.171		15:22:33
17	21 R.Zonta /S.Gimenez	BMW Team Brazil	BMW E89 Z4	13	1:29.798	2.225	0.465		15:47:26
18	7 M.Stumpf/C.Ricci	ACL by Rodrive Competicoes	Ford GT	4	1:29.992	2.419	0.194		15:27:39
19	35 L.Ordonez/ A.Buncombe	Nissan GT Academy Team RJN	Nissan GT-R Nismo GT3	16	1:30.240	2.667	0.248		15:47:32
20	32 W.Reip /M.Shulzhitskiy	Nissan GT Academy Team RJN	Nissan GT-R Nismo GT3	10	1:30.372	2.799	0.132		15:32:35
21	16 D.Keilwitz /N.Kentenich	Doerr Motorsport	McLaren MP4-12C	9	1:31.038	3.465	0.666		15:43:30
22	17 P.Green /A.Hoffmeister	Doerr Motorsport	McLaren MP4-12C	8	1:31.292	3.719	0.254		16:00:21
23	8 R.Mascarello/F.Tozzo	ACL by Rodrive Competicoes	Ford GT	6	1:34.082	6.509	2.790		15:30:39
24	3 P.Charouz /J.Stovicek	HTP Gravity Charouz	Mercedes SLS AMG GT3	13	1:34.388	6.815	0.306		15:37:37

Percent: 120%

Publications Time:

Race Director:

Time Keeping:

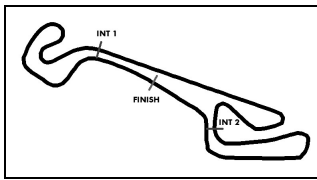
BLANCPAIN Timing

ver: 1.0

www.fiagtseries.com

Page 1/ 1 printed: 29.3.2013 16:33





FIA GT Series

Class results Free Practice 1



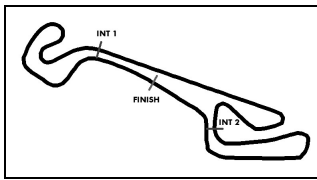
Provisional

Circuit Paul Armagnac Nogaro, Length: 3636 m
 Air temperature: 8.5°C
 Track temperature: 9.1°C
 Weather condition: Dry

Friday 29.3.2013 15:10

started : 24 classified : 24 not classified : 0

Drivers	Team	Car	Lap	Best Time	Gap	Diff	Kph	Day Time	
CLASS: PRO CUP									
Started: 10			Classified: 10			Not Classified: 0			
1	10	A.Zuber/M.Parisy	Sebastien Loeb Racing	McLaren MP4-12C	6	1:27.573		15:22:13	
2	9	S.Loeb/A.Parente	Sebastien Loeb Racing	McLaren MP4-12C	6	1:27.753	0.180	0.180	15:27:13
3	13	F.Stippler/E.Sandstrom	Belgian Audi Club Team WRT	Audi R8 LMS	8	1:27.899	0.326	0.146	15:22:54
4	1	M.Buhk/A.Day	HTP Gravity Charouz	Mercedes SLS AMG GT3	3	1:28.175	0.602	0.161	15:19:41
5	28	K.Chandhok/J.Seyffarth	SMS Seyffarth Motorsport	Mercedes SLS AMG GT3	13	1:28.519	0.946	0.181	16:00:52
6	11	S.Ortelli/L.Vanthoor	Belgian Audi Club Team WRT	Audi R8 LMS	11	1:28.625	1.052	0.106	15:31:55
7	0	C.Bueno/A.Khodair	BMW Team Brazil	BMW E89 Z4	4	1:28.744	1.171	0.119	15:26:39
8	5	A.Kumpen/E.Ide	Phoenix Racing	Audi R8 LMS	10	1:29.162	1.589	0.094	15:33:20
9	21	R.Zonta/S.Jimenez	BMW Team Brazil	BMW E89 Z4	13	1:29.798	2.225	0.465	15:47:26
10	16	D.Keilwitz/N.Kentenich	Doerr Motorsport	McLaren MP4-12C	9	1:31.038	3.465	0.666	15:43:30



FIA GT Series

Class results Free Practice 1



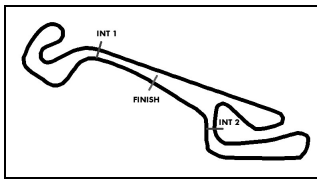
Provisional

Circuit Paul Armagnac Nogaro, Length: 3636 m
 Air temperature: 8.5°C
 Track temperature: 9.1°C
 Weather condition: Dry

Friday 29.3.2013 15:10

started : 24 classified : 24 not classified : 0

Drivers	Team	Car	Lap	Best Time	Gap	Diff	Kph	Day Time	
CLASS: PRO-AM CUP									
Started: 10			Classified: 10			Not Classified: 0			
1	14	C.Viera/C.Campanico	Novadriver	Audi R8 LMS	5	1:28.014	0.441	0.115	15:21:43
2	2	S.Afanasiev/A.Simonsen	HTP Gravity Charouz	Mercedes SLS AMG GT3	4	1:28.259	0.686	0.084	15:20:38
3	51	F.Odini/F.Salaquarda	AF Corse	Ferrari 458 Italia GT3	4	1:28.338	0.765	0.079	15:20:57
4	30	J.Beaubelique/S.Ayari	SOFREV ASP by Jean-Luc Beaut	Ferrari 458 Italia GT3	4	1:28.930	1.357	0.186	15:22:52
5	25	D.Baumann/H.Proczyk	GRT Grasser Racing Team	Lamborghini LP560-4	9	1:29.015	1.442	0.085	15:25:21
6	12	N.Mayr-Melnhof/R.Rast	Belgian Audi Club Team WRT	Audi R8 LMS	8	1:29.032	1.459	0.017	15:28:06
7	6	A.Ebrahim/J.Jousse	Team India by BMW Team India	BMW E89 Z4	11	1:29.068	1.495	0.036	15:39:57
8	7	M.Stumpf/C.Ricci	ACL by Rodrive Competicoes	Ford GT	4	1:29.992	2.419	0.194	15:27:39
9	35	L.Ordonez/A.Buncombe	Nissan GT Academy Team RJN	Nissan GT-R Nismo GT3	16	1:30.240	2.667	0.248	15:47:32
10	32	W.Reip/M.Shulzhitskiy	Nissan GT Academy Team RJN	Nissan GT-R Nismo GT3	10	1:30.372	2.799	0.132	15:32:35



FIA GT Series

Class results Free Practice 1



Provisional

Circuit Paul Armagnac Nogaro, Length: 3636 m
 Air temperature: 8.5°C
 Track temperature: 9.1°C
 Weather condition: Dry

Friday 29.3.2013 15:10

started : 24 classified : 24 not classified : 0

Drivers	Team	Car	Lap	Best Time	Gap	Diff	Kph	Day Time
---------	------	-----	-----	-----------	-----	------	-----	----------

CLASS: GENTLEMEN TROPHY

Started: 4 Classified: 4 Not Classified: 0

1	31	G.Tonelli/F.Barthez	SOFREV ASP by Jerome Polican	Ferrari 458 Italia GT3	5	1:29.333	1.760	0.171	15:22:33
2	17	P.Green/A.Hoffmeister	Doerr Motorsport	McLaren MP4-12C	8	1:31.292	3.719	0.254	16:00:21
3	8	R.Mascarello/F.Tozzo	ACL by Rodrive Competicoes	Ford GT	6	1:34.082	6.509	2.790	15:30:39
4	3	P.Charouz/J.Stovicek	HTP Gravity Charouz	Mercedes SLS AMG GT3	13	1:34.388	6.815	0.306	15:37:37

Percent: 120%

Publications Time:

Race Director:

Time Keeping:

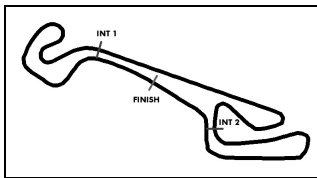
BLANCPAIN Timing

ver: 1.0

www.fiagtseries.com

Page 3/ 3 printed: 1.4.2013 10:30





FIA GT Series

Lap analysis Free Practice 1



Provisional

Circuit Paul Armagnac Nogaro, Length: 3636 m

Air temperature: 17.4°C

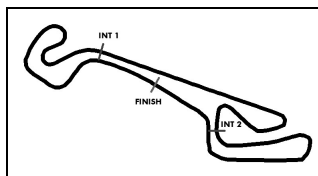
Track temperature: 17.7°C

Weather condition: Dry

Friday 29.3.2013 15:10

Lap	Time	SE1	SP1	SE2	SP2	SE3	SP3	Lap	Time	SE1	SP1	SE2	SP2	SE3	SP3
0 Caca Bueno, BRA/ Allam Khodair, BRA								theoretical besttime: 1:28.559							
1	8:48.271	7:42.512	138	29.751	114	36.008		13	8:24.848	7:24.617	158	29.825	121	30.406	199
2	4:52.956	3:55.827	160	27.748	131	29.381	201	14	1:33.835	35.703	159	28.204	126	29.928	199
3	1:29.093	32.674	161	27.486	125	28.933	201	15	1:30.931	32.965	160	28.056	122	29.910	201
4	1:28.744	32.303	160	27.523	125	28.918	203	16	1:34.069	33.280	160	30.822	122	29.967	200
5	1:28.829	32.276	157	27.567	129	28.986	205	17	1:37.034	32.890	162	27.958	120	36.186	201
6	1:58.584	39.859	103	38.712	110	40.013		18	1:55.160	43.358	122	34.728	109	37.074	
7	7:07.878	6:09.639	129	29.061	122	29.178	202	19	18:55.958	17:52.630	144	32.606	118	30.722	198
8	1:28.856	32.181	160	27.509	128	29.166	202	20	1:32.651	35.172	161	27.831	122	29.648	201
9	1:28.949	32.228	160	27.460	127	29.261	203	21	1:36.006	33.508	163	27.512	124	34.986	196
10	1:43.093	35.138	143	31.400	106	36.555		22	1:30.429	32.785	164	27.777	119	29.867	200
11	6:43.982	5:38.037	150	34.178	105	31.767	194	23	1:34.822	32.918	161	27.994	105	33.910	
12	1:58.683	40.936	123	34.528	103	43.219									

Lap	Time	SE1	SP1	SE2	SP2	SE3	SP3	Lap	Time	SE1	SP1	SE2	SP2	SE3	SP3
1 Maximilian Buhk, DEU/ Alan Day, ISR								theoretical besttime: 1:27.937							
1	6:39.813	5:41.696	165	28.640	117	29.477	206	15	1:36.860	33.261	165	28.406	118	35.193	
2	1:32.943	33.406	165	27.849	119	31.688	205	16	16:22.825	15:07.552	152	34.219	100	41.054	186
3	1:28.175	32.226	165	26.990	129	28.959	208	17	1:46.988	44.930	162	30.353	118	31.705	195
4	1:39.511	33.341	160	32.474	116	33.696	206	18	1:36.646	33.695	163	28.762	124	34.189	104
5	1:28.198	32.067	164	27.251	129	28.880	207	19	1:54.574	43.743	162	31.191	105	39.640	
6	1:28.410	32.139	164	27.125	130	29.146	206	20	18:01.429	16:59.334	146	31.088	108	31.007	200
7	1:33.721	33.012	164	27.351	128	33.358		21	1:35.474	37.758	160	28.287	123	29.429	207
8	6:07.448	5:09.701	164	27.746	127	30.001	205	22	1:33.569	35.355	163	28.757	128	29.457	207
9	1:29.746	32.989	165	27.447	127	29.310	208	23	1:30.751	34.254	164	27.599	122	28.898	207
10	1:29.118	32.632	164	27.353	124	29.133	205	24	1:29.863	33.291	165	27.679	124	28.893	208
11	1:28.923	32.344	165	27.419	128	29.160	208	25	1:29.241	32.840	163	27.296	122	29.105	208
12	1:29.150	32.510	165	27.455	128	29.185	208	26	1:29.012	32.790	166	27.309	124	28.913	208
13	1:33.655	33.511	165	27.827	123	32.317	208	27	1:36.038	32.280	165	27.432	124	36.326	
14	1:29.156	32.312	164	27.548	126	29.296	209								



FIA GT Series

Lap analysis Free Practice 1



Provisional

Circuit Paul Armagnac Nogaro, Length: 3636 m

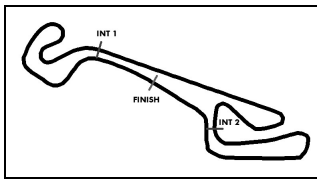
Air temperature: 17.4°C

Track temperature: 17.7°C

Weather condition: Dry

Friday 29.3.2013 15:10

Lap	Time	SE1	SP1	SE2	SP2	SE3	SP3	Lap	Time	SE1	SP1	SE2	SP2	SE3	SP3
2 Serguei Afanasiev, RUS/ Alen Simonsen, AUS								theoretical besttime: 1:28.259							
1	6:09.804	5:07.531	158	31.443	102	30.830	201	17	1:32.832	34.216	165	28.259	116	30.357	204
2	1:29.547	32.399	165	27.768	117	29.380	206	18	1:32.403	34.055	166	28.292	118	30.056	206
3	1:30.300	33.251	166	27.592	125	29.457	207	19	1:31.169	33.384	165	27.880	118	29.905	202
4	1:28.259	32.019	165	27.093	117	29.147	206	20	1:33.187	33.971	165	28.797	118	30.419	204
5	1:29.175	32.354	166	27.368	119	29.453	206	21	1:33.909	33.203	166	27.806	122	32.900	
6	1:28.899	32.269	166	27.293	118	29.337	206	22	6:23.391	5:22.674	163	30.128	126	30.589	203
7	1:32.969	32.561	166	27.164	124	33.244		23	1:32.941	34.124	163	28.425	121	30.392	198
8	5:04.048	4:06.327	159	27.764	121	29.957	203	24	1:39.959	38.639	143	30.842	118	30.478	200
9	1:32.691	34.214	156	28.493	119	29.984	201	25	1:42.452	38.891	154	28.767	117	34.794	
10	1:29.999	32.879	163	27.560	121	29.560	204	26	13:45.213	12:45.715	156	29.368	113	30.130	202
11	1:29.891	32.746	163	27.429	127	29.716	206	27	1:35.306	37.907	160	27.833	124	29.566	207
12	1:29.547	32.708	161	27.503	127	29.336	204	28	1:33.679	35.300	163	28.498	115	29.881	204
13	1:29.403	32.443	164	27.574	127	29.386	207	29	1:32.001	34.832	161	27.596	121	29.573	204
14	1:31.930	32.394	163	27.422	124	32.114		30	1:30.747	33.960	164	27.483	126	29.304	206
15	8:44.250	7:46.383	162	27.833	120	30.034	206	31	1:30.458	33.755	162	27.542	124	29.161	206
16	1:31.659	32.699	166	28.175	117	30.785	203	32	1:33.812	33.576	164	27.543	125	32.693	



FIA GT Series

Lap analysis Free Practice 1



Provisional

Circuit Paul Armagnac Nogaro, Length: 3636 m

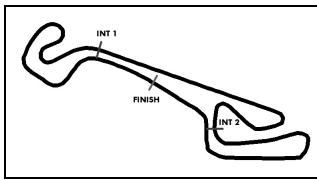
Air temperature: 17.4°C

Track temperature: 17.7°C

Weather condition: Dry

Friday 29.3.2013 15:10

Lap	Time	SE1	SP1	SE2	SP2	SE3	SP3	Lap	Time	SE1	SP1	SE2	SP2	SE3	SP3
3 Petr Charouz, CZE/ Jan Stovicek, CZE								theoretical besttime: 1:34.280							
1	6:36.170	5:20.029	122	38.954	89	37.187	182	13	1:34.388	34.588	161	28.762	107	31.038	198
2	2:00.763	42.773	123	34.436	95	43.554		14	1:35.542	35.174	160	29.156	116	31.212	198
3	2:54.794	1:51.251	152	31.372	110	32.171	194	15	1:47.354	35.205	161	32.452	86	39.697	
4	1:38.942	37.348	161	29.766		31.828	197	16	5:24.869	4:16.624	148	35.350	104	32.895	191
5	1:40.753	38.110	161	30.664	112	31.979	196	17	1:42.556	39.394	136	31.231	102	31.931	195
6	1:36.681	35.382	161	29.582	110	31.717	196	18	1:47.741	37.685	141	35.525	90	34.531	190
7	1:37.283	35.681	161	29.222	113	32.380	196	19	1:57.379	38.205	158	36.138	88	43.036	
8	1:36.438	35.967	162	28.984	115	31.487	195	20	16:34.235	15:18.130	122	38.778	90	37.327	171
9	1:35.156	35.148	162	29.078	108	30.930	200	21	1:50.959	41.735	135	33.445	96	35.779	182
10	1:35.112	34.865	162	28.918	108	31.329	196	22	2:07.162	47.012	113	37.840	86	42.310	
11	1:35.644	34.683	163	28.897	112	32.064	195	23	11:20.873	10:12.800	142	33.026	105	35.047	185
12	1:35.479	34.976	156	28.981	112	31.522	197	24	1:52.564	40.233	147	31.848	106	40.483	



FIA GT Series

Lap analysis Free Practice 1



Provisional

Circuit Paul Armagnac Nogaro, Length: 3636 m

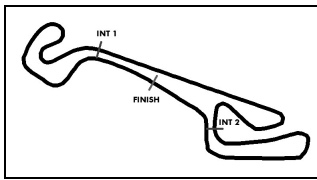
Air temperature: 17.4°C

Track temperature: 17.7°C

Weather condition: Dry

Friday 29.3.2013 15:10

Lap	Time	SE1	SP1	SE2	SP2	SE3	SP3	Lap	Time	SE1	SP1	SE2	SP2	SE3	SP3
5 Anthony Kumpen, BEL/ Enzo Ide, BEL								theoretical besttime: 1:29.162							
1	2:00.207	56.928	147	31.332	102	31.947	199	16	1:29.989	32.879	161	27.679	123	29.431	203
2	1:33.953	35.209	158	28.776	115	29.968	204	17	1:36.320	33.059	160	28.348	114	34.913	
3	1:31.789	33.529	163	27.807	124	30.453	206	18	4:58.824	3:57.807	150	29.748	113	31.269	195
4	1:30.901	33.575	163	27.856	121	29.470	205	19	1:33.328	35.116	160	28.244	121	29.968	201
5	1:33.344	35.899	161	27.961	118	29.484	203	20	1:31.715	33.733	161	27.953	123	30.029	201
6	1:30.307	33.213	162	27.569	120	29.525	202	21	1:30.902	33.444	162	27.826	126	29.632	205
7	1:37.062	33.168	161	27.782	117	36.112		22	1:30.842	33.518	162	27.706	125	29.618	202
8	9:04.261	8:06.159	158	28.369	115	29.733	204	23	1:29.753	32.849	161	27.551	128	29.353	205
9	1:29.435	32.657	163	27.481	117	29.297	206	24	1:33.848	32.738	162	27.848	130	33.262	
10	1:29.162	32.482	165	27.423	124	29.257	206	25	4:53.612	3:50.774	141	30.606	111	32.232	193
11	1:29.687	32.703	160	27.686	124	29.298	206	26	1:40.114	38.319	143	31.046	111	30.749	197
12	1:31.087	32.833	164	28.401	112	29.853	204	27	1:40.247	37.828	145	28.999	117	33.420	
13	1:34.502	33.030	163	27.918	120	33.554		28	12:23.966	11:23.886	142	29.328	122	30.752	198
14	4:48.034	3:49.622	162	28.250	111	30.162	202	29	1:37.198	35.482	158	28.344	122	33.372	
15	1:31.367	34.039	162	27.861	119	29.467	204	30	4:33.917	3:33.095	159	27.897	128	32.925	



FIA GT Series

Lap analysis Free Practice 1



Provisional

Circuit Paul Armagnac Nogaro, Length: 3636 m

Air temperature: 17.4°C

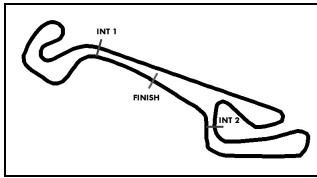
Track temperature: 17.7°C

Weather condition: Dry

Friday 29.3.2013 15:10

Lap	Time	SE1	SP1	SE2	SP2	SE3	SP3	Lap	Time	SE1	SP1	SE2	SP2	SE3	SP3
6 Armaan Ebrahim, IND/ Julien Jousse, FRA								theoretical besttime: 1:28.880							
1	2:34.206	1:12.051	119	37.583	91	44.572		15	1:37.923	34.947	160	29.434	112	33.542	
2	5:00.039	3:50.185	137	33.599	100	36.255	176	16	7:18.319	6:15.153	147	31.502	111	31.664	198
3	1:48.857	39.811	148	33.287	105	35.759	177	17	1:33.805	34.402	160	28.956	122	30.447	194
4	1:51.424	38.117	145	34.823	105	38.484		18	1:32.738	33.686	161	28.493	128	30.559	199
5	9:34.076	8:30.592	139	31.971	115	31.513	185	19	1:31.423	32.990	162	28.210	125	30.223	200
6	1:34.558	34.309	157	29.593	123	30.656	188	20	1:31.137	32.795	161	28.056	123	30.286	198
7	1:30.701	32.613	161	28.274	124	29.814	196	21	1:43.993	35.663	145	30.975	109	37.355	
8	1:32.047	34.006	159	28.199	128	29.842	199	22	10:45.230	9:31.665	133	34.820	99	38.745	
9	1:32.034	33.027	160	28.377	118	30.630	201	23	3:07.459	2:04.326	144	31.005	113	32.128	194
10	1:29.882	32.523	161	27.944	123	29.415	201	24	1:39.337	38.433	157	29.339	120	31.565	195
11	1:29.068	32.162	160	27.624	129	29.282	202	25	1:42.507	37.879	157	29.173	119	35.455	
12	1:32.791	31.974	161	28.402	111	32.415		26	6:03.009	5:02.354	156	30.132	120	30.523	200
13	6:13.647	5:15.539	160	28.006	124	30.102	178	27	1:32.867	34.564	161	28.096	124	30.207	199
14	1:31.408	33.304	160	27.892	127	30.212	199	28	1:39.995	35.320	160	28.688	117	35.987	

Lap	Time	SE1	SP1	SE2	SP2	SE3	SP3	Lap	Time	SE1	SP1	SE2	SP2	SE3	SP3
7 Matheus Stumpf, BRA/ Claudio Ricci, BRA								theoretical besttime: 1:29.432							
1	6:24.477	5:09.758	126	34.500	96	40.219		14	1:38.044	33.717	163	28.163	121	36.164	
2	8:14.205	7:13.730	148	29.689	116	30.786	199	15	12:37.605	11:34.503	141	30.893	97	32.209	196
3	1:30.973	33.236	161	27.917	127	29.820	203	16	2:04.671	47.395	100	39.171	100	38.105	
4	1:29.992	32.896	161	27.721	120	29.375	205	17	11:06.437	10:02.651	125	32.330	99	31.456	199
5	1:31.165	32.599	163	28.138	119	30.428	198	18	1:39.681	39.217	141	29.163	118	31.301	198
6	1:31.280	33.782	158	27.898	120	29.600	204	19	1:35.844	37.418	152	28.380	120	30.046	201
7	1:36.033	33.129	164	27.985	111	34.919		20	1:33.648	35.587	157	28.136	113	29.925	203
8	6:22.619	5:24.918	162	27.974	121	29.727	205	21	1:35.173	35.317	159	28.875	114	30.981	200
9	1:39.679	32.979	160	27.790	122	38.910		22	1:33.041	34.914	161	28.110	116	30.017	201
10	5:55.075	4:57.656	164	27.799	115	29.620	207	23	1:33.130	35.437	162	27.878	121	29.815	205
11	1:30.114	32.933	165	27.458	119	29.723	205	24	1:31.946	33.784	162	28.360	119	29.802	206
12	1:31.001	33.151	163	27.702	122	30.148	200	25	1:31.250	33.277	163	27.652	123	30.321	205
13	1:33.884	34.781	163	28.670	116	30.433	197	26	1:38.441	35.156	162	27.832	119	35.453	



FIA GT Series

Lap analysis Free Practice 1



Provisional

Circuit Paul Armagnac Nogaro, Length: 3636 m

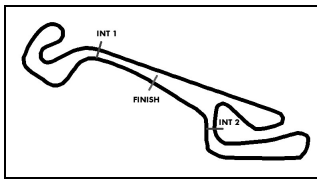
Air temperature: 17.4°C

Track temperature: 17.7°C

Weather condition: Dry

Friday 29.3.2013 15:10

Lap	Time	SE1	SP1	SE2	SP2	SE3	SP3	Lap	Time	SE1	SP1	SE2	SP2	SE3	SP3
8 Rajjan Mascarello, BRA/ Felipe Tozzo, BRA								theoretical besttime: 1:33.735							
1	10:31.689	8:56.637	115	46.366	84	48.686		10	1:48.359	34.693	153	31.836	102	41.830	
2	3:42.007	2:35.773	121	32.893	105	33.341	190	11	7:08.915	6:02.737	132	31.678	101	34.500	191
3	1:38.968	37.725	155	29.303	116	31.940	186	12	1:38.635	36.179	158	29.844	115	32.612	191
4	1:38.152	35.757	157	29.076	113	33.319	194	13	1:36.339	35.453	161	29.702	117	31.184	191
5	1:34.508	34.496	158	28.732	121	31.280	197	14	1:46.466	36.261	159	29.528	118	40.677	
6	1:34.082	34.413	158	28.577	115	31.092	195	15	29:24.343	28:17.641	122	33.538	115	33.164	175
7	1:36.260	34.066	157	29.484	113	32.710	194	16	1:41.120	38.583	151	30.416	114	32.121	188
8	1:35.151	34.577	156	29.275	118	31.299	198	17	1:39.798	37.708	153	30.108	113	31.982	184
9	1:39.962	38.976	156	29.009	115	31.977	200	18	2:02.177	46.127	153	34.797	100	41.253	



FIA GT Series

Lap analysis Free Practice 1



Provisional

Circuit Paul Armagnac Nogaro, Length: 3636 m

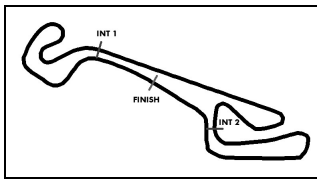
Air temperature: 17.4°C

Track temperature: 17.7°C

Weather condition: Dry

Friday 29.3.2013 15:10

Lap	Time	SE1	SP1	SE2	SP2	SE3	SP3	Lap	Time	SE1	SP1	SE2	SP2	SE3	SP3
12 Niki Mayr-Melnhof, AUT/ Rene Rast, DEU								theoretical besttime: 1:28.714							
1	4:13.584	3:03.227	107	35.785	104	34.572	177	21	1:31.929	33.454	159	28.327	122	30.148	197
2	1:46.982	36.967	145	32.747	109	37.268		22	1:31.442	33.554	160	28.096	125	29.792	203
3	4:38.458	3:36.822	160	28.742	117	32.894	198	23	1:30.780	32.957	159	28.028	123	29.795	201
4	1:30.106	32.880	161	27.598	125	29.628	201	24	1:30.903	33.074	155	28.175	118	29.654	201
5	1:29.338	32.550	163	27.400	125	29.388	202	25	1:31.050	33.655	160	27.820	123	29.575	200
6	1:29.372	32.536	162	27.498	125	29.338	199	26	1:29.959	32.525	161	27.664	123	29.770	205
7	1:29.187	32.281	162	27.533	127	29.373	202	27	1:29.934	32.530	159	28.010	119	29.394	203
8	1:29.032	32.396	162	27.482	122	29.154	204	28	1:30.948	33.101	159	27.996	116	29.851	205
9	1:35.096	34.140	161	28.030	118	32.926		29	1:31.173	32.779	160	28.217	118	30.177	197
10	3:15.456	2:17.350	160	28.373	114	29.733	199	30	1:40.527	35.833	138	30.484	105	34.210	
11	1:29.738	32.623	163	27.568	123	29.547	205	31	11:56.249	10:54.425	127	30.891	112	30.933	197
12	1:29.085	32.343	163	27.555	124	29.187	204	32	1:35.513	36.694	141	29.061	119	29.758	198
13	1:30.125	33.093	162	27.805	122	29.227	203	33	1:33.189	35.778	153	28.043	121	29.368	203
14	1:29.061	32.416	162	27.612	123	29.033	205	34	1:32.430	34.740	158	28.046	114	29.644	203
15	1:30.854	32.596	161	27.982	118	30.276	201	35	1:33.352	34.393	160	28.041	118	30.918	192
16	1:35.659	33.487	160	28.545	107	33.627		36	1:36.500	36.427	143	29.801	114	30.272	202
17	4:18.988	3:19.114	156	29.069	120	30.805	194	37	1:32.709	33.695	159	28.812	118	30.202	204
18	1:33.024	33.697	157	28.553	123	30.774	198	38	1:30.697	33.440	159	27.704	121	29.553	204
19	1:32.802	33.482	160	28.246	123	31.074	194	39	1:30.502	32.937	159	27.792	121	29.773	204
20	1:32.406	33.653	159	28.502	120	30.251	200	40	1:33.923	33.083	161	27.856	123	32.984	



FIA GT Series

Lap analysis Free Practice 1



Provisional

Circuit Paul Armagnac Nogaro, Length: 3636 m

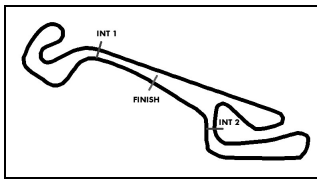
Air temperature: 17.4°C

Track temperature: 17.7°C

Weather condition: Dry

Friday 29.3.2013 15:10

Lap	Time	SE1	SP1	SE2	SP2	SE3	SP3	Lap	Time	SE1	SP1	SE2	SP2	SE3	SP3
13 Frank Stippler, DEU/ Edward Sandstrom, SWE								theoretical besttime: 1:27.769							
1	2:15.376	1:14.524	157	29.895	99	30.957	203	19	2:28.139	1:29.459	161	28.731	117	29.949	198
2	1:31.328	33.395	163	28.095	109	29.838	206	20	1:30.570	33.268	160	27.880	120	29.422	202
3	1:28.842	32.343	163	27.300	113	29.199	207	21	1:30.829	33.313	161	27.973	120	29.543	201
4	1:28.273	32.084	164	27.212	111	28.977	206	22	1:30.581	33.301	160	27.939	120	29.341	205
5	1:37.177	32.428	162	33.079	101	31.670	204	23	1:29.609	32.664	159	27.676	121	29.269	206
6	1:37.158	34.090	142	32.673	100	30.395	204	24	1:29.231	32.385	161	27.604	123	29.242	203
7	1:28.585	32.017	164	27.565	119	29.003	205	25	1:29.271	32.529	160	27.518	126	29.224	204
8	1:27.899	31.811	164	27.153	116	28.935	205	26	1:31.212	33.993	162	27.505	121	29.714	200
9	1:28.524	32.008	163	27.399	117	29.117	205	27	1:30.892	33.213	162	27.998	122	29.681	203
10	1:33.490	32.249	163	27.643	120	33.598		28	1:44.962	38.282	146	30.440	112	36.240	
11	2:59.744	2:02.987	161	27.538	115	29.219	206	29	4:39.462	3:33.453	140	32.857	90	33.152	189
12	1:28.540	32.196	163	27.366	119	28.978	205	30	1:45.598	37.505	155	30.332	96	37.761	
13	1:28.499	32.077	163	27.407	121	29.015	206	31	2:34.810	1:32.782	154	29.472	111	32.556	191
14	1:28.123	32.046	163	27.272	117	28.805	207	32	1:44.321	37.088	150	30.545	105	36.688	
15	4:07.246	2:56.123	105	31.762	112	39.361		33	2:24.737	1:17.434	149	31.076	94	36.227	
16	10:18.654	9:19.392	156	28.721	121	30.541	195	34	2:20.760	1:14.848	153	30.410	108	35.502	
17	1:32.138	33.188	161	28.523	109	30.427	199	35	2:26.151	1:16.261	139	32.599	91	37.291	
18	1:37.013	34.284	151	28.816	119	33.913		36	2:19.066	1:13.277	157	29.751	112	36.038	



FIA GT Series

Lap analysis Free Practice 1

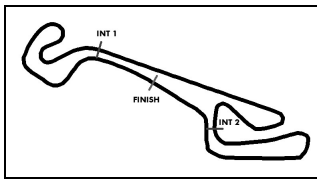


Provisional

Circuit Paul Armagnac Nogaro, Length: 3636 m
 Air temperature: 17.4°C
 Track temperature: 17.7°C
 Weather condition: Dry

Friday 29.3.2013 15:10

Lap	Time	SE1	SP1	SE2	SP2	SE3	SP3	Lap	Time	SE1	SP1	SE2	SP2	SE3	SP3
14 Carlos Viera, PRT/ Cesar Campanico, PRT								theoretical besttime: 1:27.933							
1	3:56.591	2:44.763	138	33.122	108	38.706		14	1:34.217	32.540	162	30.352	96	31.325	206
2	3:17.334	2:18.129	161	29.016	120	30.189	206	15	1:29.052	32.177	163	27.421	123	29.454	207
3	1:28.136	31.896	164	27.234	130	29.006	206	16	1:38.952	33.805	157	30.293	119	34.854	
4	1:33.294	32.650	157	29.768	112	30.876	206	17	6:40.317	5:40.899	149	28.679	120	30.739	197
5	1:28.014	31.783	163	27.315	127	28.916	206	18	1:35.196	34.134	156	29.503	101	31.559	192
6	1:34.263	34.040	156	29.759	112	30.464	205	19	1:39.508	35.728	152	29.028	115	34.752	
7	1:31.053	31.931	162	28.811	117	30.311	206	20	8:41.496	7:43.350	158	28.075	122	30.071	198
8	1:28.507	32.050	163	27.248	126	29.209	205	21	1:30.872	33.043	159	27.952	126	29.877	200
9	1:35.204	33.349	162	28.121	117	33.734		22	1:30.200	32.981	158	27.639	128	29.580	201
10	4:36.816	3:36.106	143	30.267	118	30.443	205	23	1:30.457	33.095	163	27.599	123	29.763	200
11	1:29.164	32.251	163	27.532	123	29.381	207	24	1:38.133	35.212	150	28.654	123	34.267	
12	1:30.535	32.377	162	28.331	117	29.827	206	25	13:38.471	12:37.606	144	29.292	120	31.573	191
13	1:29.389	32.251	162	27.525	124	29.613	206	26	2:10.831				99	44.090	



FIA GT Series

Lap analysis Free Practice 1



Provisional

Circuit Paul Armagnac Nogaro, Length: 3636 m

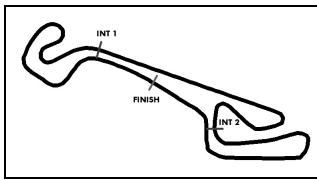
Air temperature: 17.4°C

Track temperature: 17.7°C

Weather condition: Dry

Friday 29.3.2013 15:10

Lap	Time	SE1	SP1	SE2	SP2	SE3	SP3	Lap	Time	SE1	SP1	SE2	SP2	SE3	SP3
16	Daniel Keilwitz, DEU/ Niclas Kentenich, DEU							theoretical besttime: 1:30.799							
1	8:09.138	6:58.474	144	33.255	87	37.409		16	1:33.971	34.255	160	28.905	115	30.811	199
2	5:57.755	4:55.190	162	30.561	106	32.004	200	17	1:34.077	34.254	158	28.773	113	31.050	200
3	1:33.446	34.002	162	28.562	117	30.882	199	18	1:34.926	35.282	163	28.727	113	30.917	201
4	1:31.970	33.743	163	27.936	119	30.291	205	19	1:41.390	38.795	140	30.673	103	31.922	191
5	1:31.837	33.367	165	27.966	111	30.504	204	20	1:43.774	38.605	150	29.212	109	35.957	
6	1:35.846	33.651	164	29.112	113	33.083		21	6:42.261	5:30.135	106	38.485	89	33.641	194
7	10:07.498	9:07.994	161	28.347	118	31.157	201	22	1:43.034	40.525	143	31.064	109	31.445	199
8	1:31.947	33.570	163	28.219	116	30.158	203	23	1:37.861	38.245	152	28.629	119	30.987	194
9	1:31.038	33.118	163	27.829	124	30.091	204	24	1:35.446	37.384	154	28.210	119	29.852	206
10	1:31.204	33.173	164	27.912	122	30.119	205	25	1:34.724	35.919	157	28.351	119	30.454	207
11	1:34.949	33.364	164	27.892	123	33.693		26	1:37.695	35.530	160	27.965	118	34.200	
12	7:28.396	6:22.405	142	31.679	93	34.312	195	27	3:52.731	2:53.587	161	28.504	115	30.640	201
13	1:37.907	35.977	160	29.514	109	32.416	201	28	1:34.642	35.111	163	28.098	118	31.433	205
14	1:41.906	35.806	131	29.902	113	36.198		29	1:32.433	34.080	163	27.911	116	30.442	203
15	3:17.627	2:16.789	161	28.876	116	31.962	199	30	1:36.401	34.038	161	27.679	114	34.684	



FIA GT Series

Lap analysis Free Practice 1



Provisional

Circuit Paul Armagnac Nogaro, Length: 3636 m

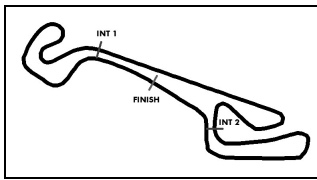
Air temperature: 17.4°C

Track temperature: 17.7°C

Weather condition: Dry

Friday 29.3.2013 15:10

Lap	Time	SE1	SP1	SE2	SP2	SE3	SP3	Lap	Time	SE1	SP1	SE2	SP2	SE3	SP3
17 Paul Green, DEU/ Arne Hoffmeister, DEU								theoretical besttime: 1:31.211							
1	39:16.357	38:11.592	161	31.632	121	33.133	194	6	1:34.029	35.019	162	28.895	112	30.115	200
2	1:40.627	37.587	135	31.329	109	31.711	199	7	1:32.914	33.654	163	29.296	110	29.964	200
3	1:36.696	36.204	158	29.835	114	30.657	201	8	1:31.292	33.449	162	28.054	119	29.789	203
4	1:34.425	34.170	160	29.819	120	30.436	201	9	1:36.164	33.368	161	28.965	111	33.831	
5	1:35.113	35.427	165	28.689	125	30.997	203								



FIA GT Series

Lap analysis Free Practice 1



Provisional

Circuit Paul Armagnac Nogaro, Length: 3636 m

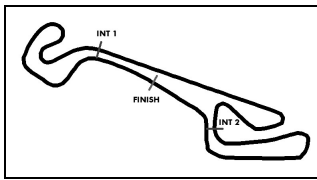
Air temperature: 17.4°C

Track temperature: 17.7°C

Weather condition: Dry

Friday 29.3.2013 15:10

Lap	Time	SE1	SP1	SE2	SP2	SE3	SP3	Lap	Time	SE1	SP1	SE2	SP2	SE3	SP3
21 Riccardo Zonta, BRA/ Sergio Gimenez, BRA								theoretical besttime: 1:29.612							
1	10:16.450	8:50.188	114	46.986	100	39.276		12	1:30.812	32.461	161	28.283	120	30.068	202
2	4:28.192	3:25.879	143	30.341	118	31.972	195	13	1:29.798	32.573	161	27.718	125	29.507	201
3	1:35.934	37.232	158	28.344	121	30.358	197	14	1:34.006	32.741	162	27.734	123	33.531	
4	1:31.110	33.370	160	27.947	119	29.793	199	15	4:19.003	3:09.859	117	34.661	91	34.483	190
5	1:30.296	32.614	160	27.944	121	29.738	200	16	1:38.637	39.551	158	28.763	119	30.323	198
6	1:29.990	32.673	160	27.675	123	29.642	201	17	1:33.830	34.733	151	28.747	118	30.350	197
7	1:34.973	32.882	160	28.099	123	33.992		18	1:34.630	35.345	154	28.809	107	30.476	196
8	7:27.769	6:29.601	160	28.110	118	30.058	200	19	1:38.777	35.057	159	28.693	116	35.027	
9	1:30.704	32.892	159	28.129	119	29.683	201	20	9:27.333	8:22.183	123	32.311	97	32.839	191
10	1:30.104	32.720	160	27.908	119	29.476	201	21	1:48.100	40.053	124	31.037	102	37.010	
11	1:30.285	32.485	161	27.787	124	30.013	201								



FIA GT Series

Lap analysis Free Practice 1



Provisional

Circuit Paul Armagnac Nogaro, Length: 3636 m

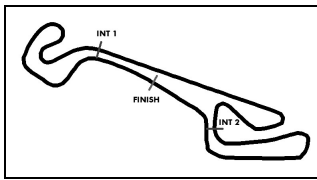
Air temperature: 17.4°C

Track temperature: 17.7°C

Weather condition: Dry

Friday 29.3.2013 15:10

Lap	Time	SE1	SP1	SE2	SP2	SE3	SP3	Lap	Time	SE1	SP1	SE2	SP2	SE3	SP3
25	Dominik Baumann, AUT/ Hari Proczyk, AUT							theoretical besttime: 1:29.015							
1	3:06.281	1:57.188	127	35.035	81	34.058	192	14	1:31.917	33.982	164	27.838	117	30.097	202
2	1:37.184	37.232	161	28.972	105	30.980	201	15	1:36.150	33.374	164	30.739	116	32.037	203
3	1:37.088	36.795	123	29.692	98	30.601	201	16	1:38.540	33.611	164	28.538	101	36.391	
4	1:31.982	34.106	167	28.207	100	29.669	205	17	9:00.420	7:51.425	123	33.991	92	35.004	189
5	1:30.491	33.310	167	27.839	104	29.342	203	18	1:39.806	36.636	147	30.066	101	33.104	193
6	1:29.795	32.882	168	27.509	108	29.404	206	19	1:41.631	35.793	156	33.598	94	32.240	193
7	1:29.808	32.902	167	27.548	108	29.358	204	20	1:35.878	34.812	162	28.760	110	32.306	193
8	1:29.664	32.834	167	27.493	108	29.337	206	21	1:42.723	35.149	153	31.407	104	36.167	
9	1:29.015	32.603	168	27.419	110	28.993	206	22	26:10.631	25:00.746	133	34.563	75	35.322	189
10	1:35.955	33.157	167	28.849	97	33.949		23	1:38.926	37.164	158	29.995	97	31.767	196
11	6:13.481	5:11.159	152	30.060	103	32.262	196	24	1:35.103	35.583	164	28.564	104	30.956	198
12	1:36.424	35.247	163	28.782	112	32.395	201	25	1:41.501	36.991	164	29.617	95	34.893	
13	1:35.629	34.770	154	29.501	84	31.358	201	26	2:44.727	1:36.397	133	31.117	105	37.213	



FIA GT Series

Lap analysis Free Practice 1



Provisional

Circuit Paul Armagnac Nogaro, Length: 3636 m

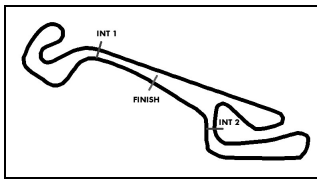
Air temperature: 17.4°C

Track temperature: 17.7°C

Weather condition: Dry

Friday 29.3.2013 15:10

Lap	Time	SE1	SP1	SE2	SP2	SE3	SP3	Lap	Time	SE1	SP1	SE2	SP2	SE3	SP3
28	Karun Chandhok, IND/ Jan Seyffarth, DEU							theoretical besttime: 1:28.288							
1	2:18.522	59.022	111	40.762	91	38.738	145	14	1:28.606	32.339	164	27.329	127	28.938	
2	1:54.548	39.204	118	38.674	101	36.670	138	15	1:34.603	32.753	165	27.909	124	33.941	
3	1:48.748	38.438	131	35.930	110	34.380	164	16	9:03.659	7:42.991	109	40.214	87	40.454	175
4	1:45.288	36.293	118	35.206	104	33.789	154	17	2:02.151	44.255	120	40.558	99	37.338	
5	1:44.574	35.617	133	33.706	115	35.251		18	1:50.077	41.180	132	33.728	107	35.169	187
6	7:28.550	6:21.885	132	32.968	112	33.697	162	19	2:04.050	42.459	128	37.900	104	43.691	
7	1:51.438	34.814	147	31.214	111	45.410		20	3:03.810	1:57.833	109	33.085	117	32.892	191
8	24:31.807	23:31.470	157	30.291	119	30.046	203	21	1:41.359	37.968	150	31.410	114	31.981	197
9	1:30.769	33.283	162	27.949	126	29.537	203	22	1:53.091	46.791	132	33.266	118	33.034	199
10	1:30.100	33.005	162	27.714	126	29.381	205	23	1:35.461	36.354	159	28.811	128	30.296	201
11	1:30.395	33.293	161	27.863	121	29.239	203	24	1:32.409	34.365	162	28.170	127	29.874	201
12	1:28.904	32.685	161	27.479	127	28.740	205	25	1:31.309	33.736	163	27.873	124	29.700	202
13	1:28.519	32.486	165	27.209	129	28.824	207	26	1:41.209	33.717	164	27.897	131	39.595	



FIA GT Series

Lap analysis Free Practice 1



Provisional

Circuit Paul Armagnac Nogaro, Length: 3636 m

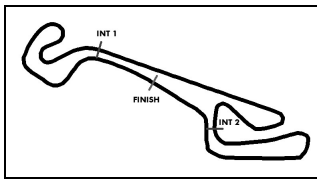
Air temperature: 17.4°C

Track temperature: 17.7°C

Weather condition: Dry

Friday 29.3.2013 15:10

Lap	Time	SE1	SP1	SE2	SP2	SE3	SP3	Lap	Time	SE1	SP1	SE2	SP2	SE3	SP3
30 Jean Luc Beaubelique, FRA/ Soheil Ayari, FRA								theoretical besttime: 1:28.423							
1	4:29.542	3:20.889	138	31.433	111	37.220		14	1:34.662	34.486	155	29.255	120	30.921	195
2	5:22.260	4:22.701	151	29.398	121	30.161	202	15	1:32.404	34.112	160	28.029	118	30.263	198
3	1:31.495	34.197	152	28.054	128	29.244	204	16	1:33.095	33.619	161	28.598	120	30.878	197
4	1:28.930	32.326	161	27.563	128	29.041	204	17	1:33.370	34.251	154	28.647	117	30.472	197
5	1:29.013	32.510	159	27.252	128	29.251	204	18	1:35.703	33.796	160	28.745	111	33.162	196
6	1:31.496	32.130	161	27.629	101	31.737	196	19	1:31.871	33.399	162	28.289	115	30.183	198
7	1:37.082	32.572	162	28.194	122	36.316		20	1:31.583	33.598	161	27.968	126	30.017	201
8	14:04.966	13:06.603	160	28.244	126	30.119	201	21	1:32.240	33.385	162	28.876	120	29.979	201
9	1:29.974	32.782	161	27.749	129	29.443	203	22	1:36.819	33.833	151	28.392	117	34.594	
10	1:30.004	32.461	162	27.659	128	29.884	204	23	11:45.909	10:37.673	129	34.297	103	33.939	188
11	1:34.662	32.434	162	27.756	126	34.472		24	1:40.943	40.414	119	30.187	107	30.342	202
12	3:21.004	2:21.076	157	28.659	114	31.269	194	25	1:34.154	36.504	155	28.077	123	29.573	203
13	1:34.121	34.355	157	28.506	115	31.260	195	26	1:39.202	35.792	157	27.424	129	35.986	



FIA GT Series

Lap analysis Free Practice 1



Provisional

Circuit Paul Armagnac Nogaro, Length: 3636 m

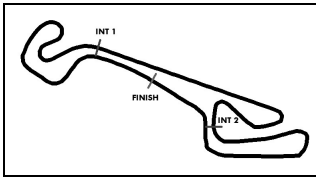
Air temperature: 17.4°C

Track temperature: 17.7°C

Weather condition: Dry

Friday 29.3.2013 15:10

Lap	Time	SE1	SP1	SE2	SP2	SE3	SP3	Lap	Time	SE1	SP1	SE2	SP2	SE3	SP3
31 Gerard Tonelli, FRA/ Fabien Barthez, FRA								theoretical besttime: 1:29.333							
1	4:16.183	3:01.886	136	32.997	98	41.300		11	1:33.207	34.154	162	28.425	119	30.628	202
2	3:45.828	2:47.977	164	28.073	112	29.778	198	12	1:33.248	34.027	161	28.577	119	30.644	202
3	1:29.932	32.844	163	27.547	123	29.541	204	13	1:32.924	33.792	162	28.347	123	30.785	198
4	1:31.786	32.693	164	29.483	118	29.610	201	14	1:45.690	34.331	161	33.448	79	37.911	
5	1:29.333	32.418	163	27.518	121	29.397	202	15	5:33.105	4:33.783	158	28.862	115	30.460	200
6	1:31.147	33.154	162	28.053	116	29.940	198	16	1:31.782	33.382	160	28.223	119	30.177	200
7	1:29.919	32.574	163	27.525	122	29.820	203	17	1:50.565	34.720	158	30.171	95	45.674	
8	1:34.560	32.585	163	27.677	120	34.298		18	12:54.551	11:54.779	160	28.759	116	31.013	197
9	6:24.931	5:24.673	152	29.339	120	30.919	200	19	1:33.714	34.940	162	28.412	115	30.362	199
10	1:36.484	36.981	161	28.701	117	30.802	203	20	1:49.654	37.172	141	31.728	95	40.754	



FIA GT Series

Lap analysis Free Practice 1



Provisional

Circuit Paul Armagnac Nogaro, Length: 3636 m

Air temperature: 17.4°C

Track temperature: 17.7°C

Weather condition: Dry

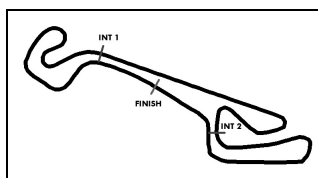
Friday 29.3.2013 15:10

Lap	Time	SE1	SP1	SE2	SP2	SE3	SP3	Lap	Time	SE1	SP1	SE2	SP2	SE3	SP3
32 Wolfgang Reip, BEL/ Mark Shulzhitskiy, RUS								theoretical besttime: 1:30.282							
1	5:01.384	3:55.886	156	29.083	111	36.415		14	1:31.320	32.999	162	28.315	110	30.006	202
2	3:25.409	2:26.692	163	28.412	114	30.305	206	15	1:30.689	33.074	163	28.032	116	29.583	205
3	1:32.960	33.040	164	30.121	114	29.799	203	16	1:36.431	33.103	163	28.264	116	35.064	
4	1:32.033	33.014	162	27.865	115	31.154	200	17	3:41.398	2:34.848	117	31.919	103	34.631	192
5	1:30.670	33.142	164	27.889	114	29.639	204	18	1:50.940	36.531	143	31.594	98	42.815	
6	1:37.300	34.448	163	27.962	119	34.890		19	9:09.918	7:56.824	107	37.982	100	35.112	177
7	3:23.887	2:25.048	164	28.720	114	30.119	205	20	1:48.238	41.488	151	30.938	109	35.812	172
8	1:30.809	32.969	163	28.195	117	29.645	204	21	1:39.637	36.574	161	31.286	109	31.777	201
9	1:30.502	32.843	163	27.875	118	29.784	203	22	1:39.778	35.409	162	29.235	111	35.134	
10	1:30.372	32.834	163	27.921	114	29.617	204	23	23:34.663	22:30.238	132	31.086	107	33.339	197
11	1:31.126	32.945	163	28.250	111	29.931	204	24	1:36.034	34.919	162	28.874	112	32.241	199
12	1:42.113	37.448	155	28.669	115	35.996		25	1:35.739	34.530	161	29.072	113	32.137	201
13	3:47.406	2:48.608	162	28.458	117	30.340	204	26	1:42.013	36.303	156	29.446	114	36.264	

Lap	Time	SE1	SP1	SE2	SP2	SE3	SP3	Lap	Time	SE1	SP1	SE2	SP2	SE3	SP3
35 Lucas Ordonez, ESP/ Alex Buncombe, GBR								theoretical besttime: 1:29.529							
1	5:11.005	4:03.644	148	31.019	116	36.342		14	2:54.487	1:54.220	150	29.055	111	31.212	204
2	4:52.413	3:52.498	161	29.996	123	29.919	201	15	1:31.070	33.437	162	27.971	121	29.662	204
3	1:31.194	33.278	162	28.444	118	29.472	204	16	1:30.240	32.989	162	27.695	125	29.556	206
4	1:30.547	33.154	164	27.861	124	29.532	203	17	1:36.985	33.103	162	27.736	122	36.146	
5	1:30.835	33.311	162	27.866	119	29.658	204	18	8:36.176	7:30.135	161	28.728	110	37.313	
6	1:31.020	33.010	163	28.357	121	29.653	205	19	12:47.759	11:40.802	143	30.892	104	36.065	
7	1:31.104	32.843	164	28.253	118	30.008	203	20	6:47.154	5:46.720	152	29.192	110	31.242	198
8	1:35.589	33.410	161	28.602	116	33.577		21	1:40.103	35.887	155	28.438	114	35.778	
9	6:11.670	5:12.782	161	29.147	120	29.741	204	22	6:44.306	5:43.884	156	29.493	110	30.929	202
10	1:31.558	33.216	161	28.467	121	29.875	203	23	1:32.418	34.878	163	27.909		29.631	205
11	1:31.754	33.161	164	27.996	117	30.597	204	24	1:30.987	34.033	164	27.645	123	29.309	207
12	1:31.908	33.238	161	28.192	117	30.478	199	25	1:33.039	36.346	163	27.377	123	29.316	207
13	1:36.403	33.885	163	29.240	113	33.278		26	1:34.485	33.886	165	27.840	122	32.759	

Lap	Time	SE1	SP1	SE2	SP2	SE3	SP3	Lap	Time	SE1	SP1	SE2	SP2	SE3	SP3
51 Fabio Odini, ITA/ Filip Salaquarda, CZE								theoretical besttime: 1:28.130							
1	4:44.269	3:37.088	138	31.102	104	36.079		18	1:31.123	33.458	161	27.916	126	29.749	
2	3:12.089	2:04.686	158	33.472	103	33.931	199	19	1:30.764	33.128	162	27.840	125	29.796	
3	1:33.068	33.544	161	29.212	127	30.312	204	20	1:30.431	32.912	160	27.834	126	29.685	202
4	1:28.338	32.335	160	27.086	130	28.917	203	21	1:43.265	33.977	152	31.541	113	37.747	
5	1:28.368	32.137	160	27.133	136	29.098	203	22	10:55.234	9:44.530	158	34.110	107	36.594	202
6	1:34.837	34.380	150	29.653	114	30.804	205	23	1:32.829	33.602	160	29.255	113	29.972	202
7	1:28.515	32.249	161	27.134	134	29.132	204	24	1:30.564	32.682	160	27.887	128	29.995	202
8	1:29.479	32.374	162	27.076	131	30.029	205	25	1:32.518	33.825	158	28.504	122	30.189	200
9	1:28.831	32.273	162	27.296	131	29.262	205	26	1:49.154	40.249	151	32.251	116	36.654	
10	1:29.034	32.272	162	27.434	128	29.328	204	27	14:51.996	13:48.322	146	30.476	108	33.198	200
11	1:34.546	32.543	162	27.899	126	34.104		28	1:34.728	36.180	157	28.068	113	30.480	204
12	4:23.340	3:21.901	157	30.107	103	31.332	199	29	1:34.718	34.891	160	29.090	123	30.737	191
13	1:33.568	35.218	160	28.184	128	30.166	199	30	1:32.120	34.631	161	27.627	128	29.862	202
14	1:33.523	33.819	159	29.992	119	29.712	201	31	1:32.881	35.471	163	27.604	127	29.806	204
15	1:33.618	33.282	159	29.411	111	30.925		32	1:30.146	33.221	163	27.373	132	29.552	204
16	1:32.670	34.203	160	28.175	125	30.292	201	33	1:30.053	33.019	161	27.447	128	29.587	201
17	1:31.437	33.374	160	28.148	125	29.915		34	1:35.501	32.850	162	28.233	129	34.418	





FIA GT Series

Results Free Practice 2



Provisional

Amended
30.3.2013 - 12:59

Circuit Paul Armagnac Nogaro, Length: 3636 m

Air temperature: 13.9°C

Track temperature: 15.2°C

Weather condition: Wet

Saturday 30.3.2013 10:05

started : 23 classified : 23 not classified : 0

	Drivers	Team	Car	Lap	Best Time	Gap	Diff	Kph	Day Time
1	0 C.Bueno/A.Khodair	BMW Team Brazil	BMW E89 Z4	30	1:28.130				11:18:35
2	9 S.Loeb/A.Parente	Sebastien Loeb Racing	McLaren MP4-12C	28	1:28.647	0.517	0.517		11:20:31
3	10 A.Zuber/M.Parisy	Sebastien Loeb Racing	McLaren MP4-12C	35	1:28.827	0.697	0.180		11:20:44
4	12 N.Mayr-Melnhof/R.Rast	Belgian Audi Club Team WRT	Audi R8 LMS	32	1:28.950	0.820	0.123		11:20:40
5	11 S.Ortelli/L.Vanthoor	Belgian Audi Club Team WRT	Audi R8 LMS	35	1:28.995	0.865	0.045		11:16:43
6	2 S.Afanasiev/A.Simonsen	HTP Gravity Charouz	Mercedes SLS AMG GT3	30	1:29.047	0.917	0.052		11:20:34
7	30 J.Beaubelique/S.Ayari	SOFREV ASP by Jean-Luc Beauce	Ferrari 458 Italia GT3	29	1:29.545	1.415	0.498		11:12:47
8	51 F.Odini/F.Salaquarda	AF Corse	Ferrari 458 Italia GT3	29	1:29.691	1.561	0.146		11:12:39
9	35 L.Ordonez/A.Buncombe	Nissan GT Academy Team RJN	Nissan GT-R Nismo GT3	28	1:29.751	1.621	0.060		11:13:04
10	28 K.Chandhok/J.Seyffarth	SMS Seyffarth Motorsport	Mercedes SLS AMG GT3	32	1:29.981	1.851	0.230		11:19:52
11	13 F.Stippler/E.Sandstrom	Belgian Audi Club Team WRT	Audi R8 LMS	35	1:29.991	1.861	0.010		11:15:24
12	14 C.Viera/C.Campanico	Novadrivier	Audi R8 LMS	35	1:30.622	2.492	0.631		11:21:03
13	31 G.Tonelli/F.Barthez	SOFREV ASP by Jerome Policand	Ferrari 458 Italia GT3	33	1:30.979	2.849	0.357		11:20:00
14	5 A.Kumpen/E.Ide	Phoenix Racing	Audi R8 LMS	31	1:31.122	2.992	0.143		11:21:06
15	16 D.Keilwitz/N.Kentenich	Doerr Motorsport	McLaren MP4-12C	30	1:31.326	3.196	0.204		11:21:06
16	32 W.Reip/M.Shulzhitskiy	Nissan GT Academy Team RJN	Nissan GT-R Nismo GT3	26	1:31.567	3.437	0.241		11:15:00
17	6 A.Ebrahim/J.Jousse	Team India by BMW Team India	BMW E89 Z4	26	1:35.951	7.821	4.384		11:04:34
18	25 D.Baumann/H.Proczyk	GRT Grasser Racing Team	Lamborghini LP560-4	28	1:36.172	8.042	0.221		11:17:32
19	3 P.Charouz/J.Stovicek	HTP Gravity Charouz	Mercedes SLS AMG GT3	31	1:36.742	8.612	0.570		11:21:54
20	8 R.Mascarello/F.Tozzo	ACL by Rodrive Competicoes	Ford GT	20	1:40.209	12.079	3.467		11:06:19
21	1 M.Buhk/A.Day	HTP Gravity Charouz	Mercedes SLS AMG GT3	5	1:42.437	14.307	2.228		10:15:58
22	21 R.Zonta/S.Jimenez	BMW Team Brazil	BMW E89 Z4	9	1:42.628	14.498	0.191		10:28:25
23	7 M.Stumpf/C.Ricci	ACL by Rodrive Competicoes	Ford GT	6	1:46.130	18.000	3.502		10:31:10

Percent: 120%

Following stewards decision no. 9 - cancelation of the fastest lap for the car no. 14

Publications Time:

Race Director:

Time Keeping:

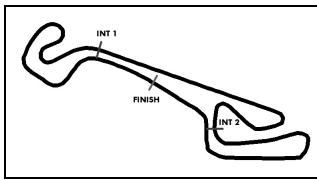
BLANCPAIN Timing

ver: 1.1

www.fiagtseries.com

Page 1/ 1 printed: 30.3.2013 12:59





FIA GT Series

Class results Free Practice 2



Provisional

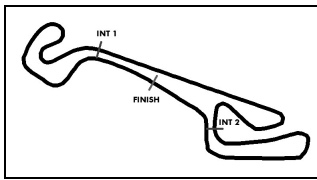
Amended
30.3.2013 - 13:00

Circuit Paul Armagnac Nogaro, Length: 3636 m
Air temperature: 14.0°C
Track temperature: 15.2°C
Weather condition: Wet

Saturday 30.3.2013 10:05

started : 23 classified : 23 not classified : 0

Drivers	Team	Car	Lap	Best Time	Gap	Diff	Kph	Day Time
CLASS: PRO CUP								
Started: 10			Classified: 10			Not Classified: 0		
1 0 C.Bueno/A.Khodair	BMW Team Brazil	BMW E89 Z4	30	1:28.130				11:18:35
2 9 S.Loeb/A.Parente	Sebastien Loeb Racing	McLaren MP4-12C	28	1:28.647	0.517	0.517		11:20:31
3 10 A.Zuber/M.Parisy	Sebastien Loeb Racing	McLaren MP4-12C	35	1:28.827	0.697	0.180		11:20:44
4 11 S.Ortelli/L.Vanthoor	Belgian Audi Club Team WRT	Audi R8 LMS	35	1:28.995	0.865	0.045		11:16:43
5 28 K.Chandhok/J.Seyffarth	SMS Seyffarth Motorsport	Mercedes SLS AMG GT3	32	1:29.981	1.851	0.230		11:19:52
6 13 F.Stippler/E.Sandstrom	Belgian Audi Club Team WRT	Audi R8 LMS	35	1:29.991	1.861	0.010		11:15:24
7 5 A.Kumpen/E.Ide	Phoenix Racing	Audi R8 LMS	31	1:31.122	2.992	0.143		11:21:06
8 16 D.Keilwitz/N.Kentenich	Doerr Motorsport	McLaren MP4-12C	30	1:31.326	3.196	0.204		11:21:06
9 1 M.Buhk/A.Day	HTP Gravity Charouz	Mercedes SLS AMG GT3	5	1:42.437	14.307	2.228		10:15:58
10 21 R.Zonta/S.Jimenez	BMW Team Brazil	BMW E89 Z4	9	1:42.628	14.498	0.191		10:28:25



FIA GT Series

Class results Free Practice 2



Provisional

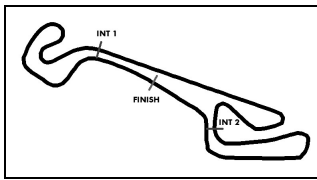
Amended
30.3.2013 - 13:00

Circuit Paul Armagnac Nogaro, Length: 3636 m
Air temperature: 14.0°C
Track temperature: 15.2°C
Weather condition: Wet

Saturday 30.3.2013 10:05

started : 23 classified : 23 not classified : 0

Drivers	Team	Car	Lap	Best Time	Gap	Diff	Kph	Day Time
CLASS: PRO-AM CUP								
Started: 10			Classified: 10			Not Classified: 0		
1 12 N.Mayr-Melnhof/R.Rast	Belgian Audi Club Team WRT	Audi R8 LMS	32	1:28.950	0.820	0.123		11:20:40
2 2 S.Afanasiev/A.Simonsen	HTP Gravity Charouz	Mercedes SLS AMG GT3	30	1:29.047	0.917	0.052		11:20:34
3 30 J.Beaubelique/S.Ayari	SOFREV ASP by Jean-Luc Beaut	Ferrari 458 Italia GT3	29	1:29.545	1.415	0.498		11:12:47
4 51 F.Odini/F.Salaquarda	AF Corse	Ferrari 458 Italia GT3	29	1:29.691	1.561	0.146		11:12:39
5 35 L.Ordonez/A.Buncombe	Nissan GT Academy Team RJN	Nissan GT-R Nismo GT3	28	1:29.751	1.621	0.060		11:13:04
6 14 C.Viera/C.Campanico	Novadrivier	Audi R8 LMS	35	1:30.622	2.492	0.631		11:21:03
7 32 W.Reip/M.Shulzhitskiy	Nissan GT Academy Team RJN	Nissan GT-R Nismo GT3	26	1:31.567	3.437	0.241		11:15:00
8 6 A.Ebrahim/J.Jousse	Team India by BMW Team India	BMW E89 Z4	26	1:35.951	7.821	4.384		11:04:34
9 25 D.Baumann/H.Proczyk	GRT Grasser Racing Team	Lamborghini LP560-4	28	1:36.172	8.042	0.221		11:17:32
10 7 M.Stumpf/C.Ricci	ACL by Rodrive Competicoes	Ford GT	6	1:46.130	18.000	3.502		10:31:10



FIA GT Series

Class results Free Practice 2



Provisional

Amended
30.3.2013 - 13:00

Circuit Paul Armagnac Nogaro, Length: 3636 m
Air temperature: 14.0°C
Track temperature: 15.2°C
Weather condition: Wet

Saturday 30.3.2013 10:05

started : 23 classified : 23 not classified : 0

Drivers	Team	Car	Lap	Best Time	Gap	Diff	Kph	Day Time
CLASS: GENTLEMEN TROPHY								
Started: 3			Classified: 3			Not Classified: 0		
1 31 G.Tonelli/F.Barthez	SOFREV ASP by Jerome Polican	Ferrari 458 Italia GT3	33	1:30.979	2.849	0.357		11:20:00
2 3 P.Charouz/J.Stovicek	HTP Gravity Charouz	Mercedes SLS AMG GT3	31	1:36.742	8.612	0.570		11:21:54
3 8 R.Mascarello/F.Tozzo	ACL by Rodrive Competicoes	Ford GT	20	1:40.209	12.079	3.467		11:06:19

Percent: 120%

Following stewards decision no. 9 - cancelation of the fastest lap for the car no. 14

Publications Time:

Race Director:

Time Keeping:

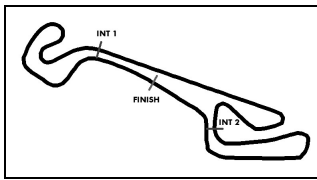
BLANCPAIN Timing

ver: 1.1

www.fiagtseries.com

Page 3/ 3 printed: 30.3.2013 13:00





FIA GT Series

Lap analysis Free Practice 2



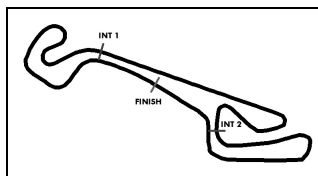
Provisional

Circuit Paul Armagnac Nogaro, Length: 3636 m
 Air temperature: 14.5°C
 Track temperature: 20.8°C
 Weather condition: Wet

Saturday 30.3.2013 10:05

Lap	Time	SE1	SP1	SE2	SP2	SE3	SP3	Lap	Time	SE1	SP1	SE2	SP2	SE3	SP3
0 Caca Bueno, BRA/ Allam Khodair, BRA								theoretical besttime: 1:28.050							
1	6:55.170	5:42.389	129	36.832	109	35.949	184	18	1:40.277	36.501	160	30.237	102	33.539	189
2	1:46.881	39.243	147	31.148	110	36.490	185	19	1:40.592	36.776	158	30.542	104	33.274	192
3	1:43.321	37.907	153	30.822	108	34.592	189	20	1:43.714	36.646	152	33.299	102	33.769	192
4	1:42.900	37.442	153	30.644	108	34.814	182	21	1:41.944	36.886	132	31.822	100	33.236	192
5	1:41.530	36.975	154	30.631	109	33.924	186	22	1:47.349	37.938	159	32.739	85	36.672	
6	1:41.728	36.970	154	30.610	109	34.148	189	23	8:28.357	7:20.415	160	33.680	91	34.262	193
7	1:40.948	36.848	156	30.610	103	33.490	188	24	1:35.711	34.445	161	29.170	113	32.096	194
8	1:54.112	38.149	132	33.156	106	42.807		25	1:36.092	35.561	161	28.913	115	31.618	194
9	8:26.319	7:02.755	154	41.572	42	41.992	181	26	1:40.132	34.280	161	29.537	104	36.315	
10	1:46.232	40.160	154	31.266	111	34.806	186	27	2:50.257	1:51.486	160	28.329	120	30.442	198
11	1:43.517	38.185	158	31.171	102	34.161	188	28	1:31.314	33.864	167	27.787	122	29.663	199
12	1:42.258	37.727	158	30.635	107	33.896	189	29	1:28.921	32.404	166	27.342	125	29.175	200
13	1:41.878	37.404	159	30.475	106	33.999	191	30	1:28.130	31.992	166	27.094	124	29.044	201
14	1:41.982	37.226	159	30.696	101	34.060	185	31	1:33.883	33.958	163	30.722	106	29.203	201
15	1:41.728	37.408	158	30.543	100	33.777	190	32	1:32.533	32.286	163	28.882	111	31.365	201
16	1:45.589	37.062	160	30.718	102	37.809		33	1:52.359	31.912	164	32.821	91	47.626	
17	4:46.906	3:36.819	159	33.797	92	36.290	191								

1 Maximilian Buhk, DEU/ Alan Day, ISR								theoretical besttime: 1:41.958							
1	4:05.735	2:57.791	149	32.585	99	35.359	189	4	1:42.521	37.797	160	30.862	98	33.862	193
2	1:44.854	38.947	153	31.056	108	34.851	191	5	1:42.437	37.475	158	30.621	104	34.341	193
3	1:42.942	37.639	158	30.900	108	34.403	192	6		39.348	93				



FIA GT Series

Lap analysis Free Practice 2



Provisional

Circuit Paul Armagnac Nogaro, Length: 3636 m

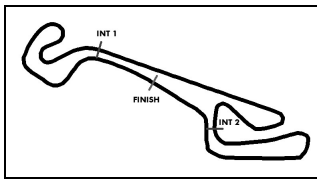
Air temperature: 14.5°C

Track temperature: 20.8°C

Weather condition: Wet

Saturday 30.3.2013 10:05

Lap	Time	SE1	SP1	SE2	SP2	SE3	SP3	Lap	Time	SE1	SP1	SE2	SP2	SE3	SP3
2 Serguei Afanasiev, RUS/ Alen Simonsen, AUS								theoretical besttime: 1:28.754							
1	5:38.084	4:28.991	145	32.940	97	36.153	185	17	1:40.811	36.873	163	30.474	111	33.464	193
2	1:48.075	41.007	153	32.143	101	34.925	189	18	1:40.743	36.799	163	30.485	105	33.459	193
3	1:43.616	38.275	161	31.036	105	34.305	190	19	1:44.273	39.288	163	30.512	108	34.473	194
4	1:44.951	39.144	162	31.076	110	34.731	190	20	1:41.506	37.633	161	30.143	111	33.730	194
5	1:42.918	37.493	163	31.031	107	34.394	189	21	1:40.333	36.615	162	30.037	107	33.681	193
6	1:41.820	37.356	162	30.480	105	33.984	187	22	1:44.049	37.218	161	30.045	104	36.786	
7	1:46.517	38.015	163	30.642	106	37.860		23	8:56.238	7:48.681	113	33.262	97	34.295	189
8	4:31.463	3:25.005	145	31.741	99	34.717	191	24	1:35.940	34.707	164	28.568	111	32.665	194
9	1:43.508	38.307	154	30.810	103	34.391	188	25	1:34.252	33.600	167	28.538	106	32.114	195
10	1:41.603	37.396	157	30.542	106	33.665	191	26	1:31.565	33.436	166	27.562	119	30.567	202
11	1:43.323	37.728	155	30.751	109	34.844	193	27	1:35.056	32.914	168	27.449	120	34.693	
12	1:42.810	37.394	154	31.225	104	34.191	193	28	6:30.590	5:32.384	164	28.094	119	30.112	201
13	1:43.245	37.733	155	30.875	103	34.637	190	29	1:42.707	42.681	164	27.591	127	32.435	201
14	1:46.180	37.759	155	30.851	101	37.570		30	1:29.047	32.324	169	27.385	129	29.338	206
15	7:48.647	6:43.885	162	30.717	106	34.045	191	31	1:36.441	32.297	166	27.119	127	37.025	
16	1:40.888	37.068	164	30.457	107	33.363	194								



FIA GT Series

Lap analysis Free Practice 2

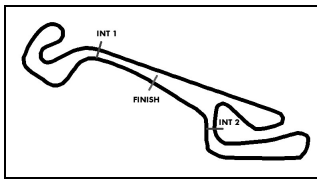


Provisional

Circuit Paul Armagnac Nogaro, Length: 3636 m
 Air temperature: 14.5°C
 Track temperature: 20.8°C
 Weather condition: Wet

Saturday 30.3.2013 10:05

Lap	Time	SE1	SP1	SE2	SP2	SE3	SP3	Lap	Time	SE1	SP1	SE2	SP2	SE3	SP3
3 Petr Charouz, CZE/ Jan Stovicek, CZE								theoretical besttime: 1:36.742							
1	9:18.500	8:01.567	129	35.700	102	41.233		17	1:46.469	40.337	150	31.400	106	34.732	187
2	3:10.288	2:01.776	142	32.226	104	36.286	184	18	1:51.524	39.982	145	31.209	104	40.333	
3	1:48.436	40.071	144	32.144	99	36.221	185	19	4:34.385	3:24.577	138	34.193	97	35.615	189
4	1:51.126	43.549	148	32.066	101	35.511	188	20	1:47.960	39.772	155	33.304	102	34.884	189
5	1:47.433	40.016	150	31.799	94	35.618	183	21	1:44.487	38.217	157	32.006	102	34.264	190
6	1:48.663	41.510	151	31.981	102	35.172	188	22	4:58.231	3:37.560	97	37.741	63	42.930	
7	1:48.077	41.345	152	31.682	101	35.050	188	23	6:23.826	5:13.926	155	33.656	93	36.244	188
8	1:46.449	39.675	150	31.852	104	34.922	188	24	1:41.024	37.106	158	30.824	106	33.094	193
9	1:46.266	39.836	149	31.392	105	35.038	188	25	1:41.483	37.185	160	30.908	107	33.390	194
10	1:46.407	39.569	149	31.585	105	35.253	187	26	1:41.647	38.131	159	29.934	109	33.582	190
11	1:47.853	40.546	144	31.921	106	35.386	185	27	1:40.727	36.941	159	30.024	103	33.762	187
12	1:47.031	40.488	150	31.743	105	34.800	189	28	1:44.381	39.485	153	31.316	102	33.580	192
13	1:45.979	39.618	156	31.222	107	35.139	185	29	1:47.573	37.712	157	30.483	101	39.378	
14	1:45.822	39.521	149	31.437	103	34.864	190	30	4:24.189	3:17.092	140	33.941	102	33.156	194
15	1:46.499	40.191	153	31.455	105	34.853	188	31	1:36.742	36.105	162	29.135	111	31.502	198
16	1:45.208	39.300	153	31.239	106	34.669	189	32	2:00.073	36.126	163	36.442	87	47.505	



FIA GT Series

Lap analysis Free Practice 2

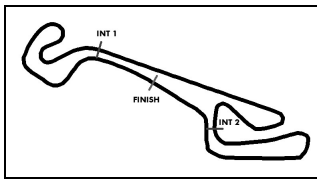


Provisional

Circuit Paul Armagnac Nogaro, Length: 3636 m
 Air temperature: 14.5°C
 Track temperature: 20.8°C
 Weather condition: Wet

Saturday 30.3.2013 10:05

Lap	Time	SE1	SP1	SE2	SP2	SE3	SP3	Lap	Time	SE1	SP1	SE2	SP2	SE3	SP3
5 Anthony Kumpen, BEL/ Enzo Ide, BEL								theoretical besttime: 1:30.590							
1	3:35.481	2:27.466	138	33.035	90	34.980	186	17	4:50.205	3:42.684	156	32.217	83	35.304	193
2	1:43.472	38.469	146	30.657	105	34.346	188	18	1:39.976	36.689	160	29.790	106	33.497	191
3	1:42.124	37.865	154	30.399	105	33.860	189	19	1:43.536	36.865	158	30.083	103	36.588	
4	1:42.037	37.798	159	30.505	102	33.734	192	20	4:16.899	3:09.902	149	32.260	93	34.737	190
5	1:43.411	38.106	152	30.832	98	34.473	191	21	1:42.569	38.513	154	30.448	100	33.608	194
6	1:47.549	37.656	152	31.724	100	38.169		22	1:42.742	38.942	156	30.274	103	33.526	194
7	5:51.577	4:47.580	156	30.465	105	33.532	191	23	1:42.067	37.871	156	29.978	107	34.218	193
8	1:41.209	37.326	155	30.255	105	33.628	193	24	1:41.595	37.567	159	30.402	96	33.626	193
9	1:41.271	37.557	157	30.339	104	33.375	191	25	1:45.281	37.435	158	30.264	98	37.582	
10	1:40.909	37.293	160	30.227	105	33.389	192	26	7:06.884	6:05.258	162	28.853	107	32.773	200
11	1:45.367	37.227	159	30.947	101	37.193		27	1:36.603	35.053	168	30.341	103	31.209	201
12	4:48.171	3:43.078	150	31.116	101	33.977	193	28	1:32.023	33.540	167	27.795	112	30.688	202
13	1:41.512	37.534	158	30.310	104	33.668	194	29	1:35.508	32.985	168	27.836	114	34.687	
14	1:42.411	37.631	156	30.691	104	34.089	190	30	5:07.172	4:09.319	166	27.848	119	30.005	202
15	1:41.057	37.130	160	30.226	106	33.701	193	31	1:31.122	32.982	166	27.603	117	30.537	199
16	1:45.199	37.580	153	30.789	103	36.830		32	1:42.479	33.421	166	29.812	93	39.246	



FIA GT Series

Lap analysis Free Practice 2



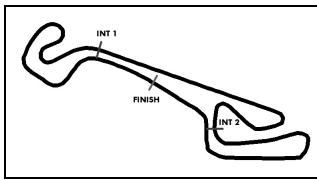
Provisional

Circuit Paul Armagnac Nogaro, Length: 3636 m
 Air temperature: 14.5°C
 Track temperature: 20.8°C
 Weather condition: Wet

Saturday 30.3.2013 10:05

Lap	Time	SE1	SP1	SE2	SP2	SE3	SP3	Lap	Time	SE1	SP1	SE2	SP2	SE3	SP3
6 Armaan Ebrahim, IND/ Julien Jousse, FRA								theoretical besttime: 1:35.638							
1	6:02.266	4:46.049	135	37.192	92	39.025	173	16	7:05.103	6:01.193	157	30.252	114	33.658	190
2	1:50.818	40.548	145	32.762	102	37.508	184	17	1:40.396	36.712	157	30.187	106	33.497	191
3	1:45.550	38.874	150	31.556	103	35.120	186	18	1:40.492	36.721	157	30.265	106	33.506	190
4	1:45.399	37.975	150	32.294	98	35.130	187	19	1:40.307	36.483	158	30.322	112	33.502	191
5	1:44.612	38.470	147	31.366	103	34.776	186	20	1:39.984	36.445	156	30.028	112	33.511	187
6	1:43.128	37.924	154	30.926	105	34.278	190	21	1:43.231	36.720	155	30.063	110	36.448	
7	1:42.367	37.472	158	30.776	110	34.119	191	22	4:29.375	3:26.969	158	29.386	114	33.020	193
8	1:42.461	37.458	158	30.683	107	34.320	184	23	1:37.223	35.562	158	29.217	116	32.444	195
9	1:42.066	37.453	157	30.607	109	34.006	190	24	1:36.812	35.255	160	28.894	117	32.663	196
10	2:09.955	37.979	158	30.797	109	1:01.179		25	1:38.328	37.269	159	28.843	120	32.216	195
11	4:04.812	2:57.705	148	31.927	99	35.180	181	26	1:35.951	34.773	159	29.020	117	32.158	193
12	1:44.147	38.382	155	31.480	105	34.285	190	27	1:40.020	34.637	160	29.031	116	36.352	
13	1:42.914	37.663	157	31.109	108	34.142	189	28	13:12.807	12:05.550	144	33.227	99	34.030	197
14	1:41.910	37.315	156	30.751	109	33.844	191	29	1:40.049	38.205	147	29.573	120	32.271	200
15	1:45.126	37.353	156	30.937	108	36.836		30	1:45.348	34.931	164	29.489	106	40.928	

7 Matheus Stumpf, BRA/ Claudio Ricci, BRA								theoretical besttime: 1:40.627							
1	6:37.975	5:20.164	132	39.517	81	38.294	185	6	1:46.130	39.296	148	31.528	107	35.306	187
2	1:50.151	40.711	148	32.797	87	36.643	189	7	1:51.266	38.828	149	31.812	106	40.626	
3	1:48.767	40.324	153	32.181	99	36.262	176	8	23:33.645	22:28.976	152	31.267	103	33.402	193
4	1:55.801	42.087	148	32.394	83	41.320		9	1:44.485	36.818	160	30.407	108	37.260	
5	12:11.731	11:03.669	133	32.489	103	35.573	185								



FIA GT Series

Lap analysis Free Practice 2

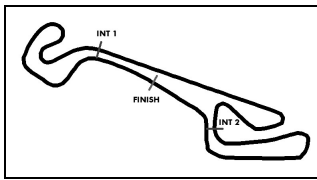


Provisional

Circuit Paul Armagnac Nogaro, Length: 3636 m
 Air temperature: 14.5°C
 Track temperature: 20.8°C
 Weather condition: Wet

Saturday 30.3.2013 10:05

Lap	Time	SE1	SP1	SE2	SP2	SE3	SP3	Lap	Time	SE1	SP1	SE2	SP2	SE3	SP3
8 Rajjan Mascarello, BRA/ Felipe Tozzo, BRA								theoretical besttime: 1:40.168							
1	9:34.546	8:12.854	142	36.413	85	45.279		14	1:44.213	38.173	156	31.517	97	34.523	184
2	4:53.741	3:42.754	148	34.755	90	36.232	184	15	1:51.862	38.042	155	31.757	103	42.063	
3	1:49.870	40.760	149	33.338	104	35.772	185	16	6:10.648	4:39.016	133	42.951	69	48.681	
4	1:47.071	39.754	157	32.519	94	34.798	188	17	8:10.367	7:05.049	141	31.632	109	33.686	191
5	1:45.734	39.182	153	31.978	92	34.574	187	18	1:41.348	37.666	152	30.359	107	33.323	187
6	1:45.061	38.718	155	31.881	95	34.462	184	19	1:52.463	40.908	136	36.673	101	34.882	187
7	1:44.864	38.571	158	31.996	97	34.297	186	20	1:40.209	36.536	154	30.309	116	33.364	185
8	1:45.060	38.397	155	31.755	102	34.908	182	21	1:41.148	36.737	152	30.876	112	33.535	192
9	1:48.293	41.506	152	31.902	98	34.885	183	22	1:42.342	37.832	155	30.959	112	33.551	181
10	1:50.722	39.075	156	31.841	101	39.806		23	1:58.252	38.126	144	35.265	90	44.861	
11	5:49.074	4:42.227	149	32.310	93	34.537	186	24	10:02.680	8:58.672	152	30.490	114	33.518	191
12	1:49.170	39.049	156	31.887	92	38.234	181	25	2:08.827	42.226	114	38.967	91	47.634	
13	1:45.245	38.692	158	31.892	97	34.661	186								



FIA GT Series

Lap analysis Free Practice 2

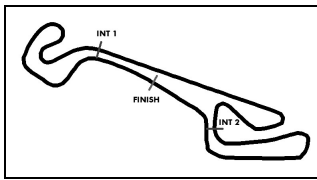


Provisional

Circuit Paul Armagnac Nogaro, Length: 3636 m
 Air temperature: 14.5°C
 Track temperature: 20.8°C
 Weather condition: Wet

Saturday 30.3.2013 10:05

Lap	Time	SE1	SP1	SE2	SP2	SE3	SP3	Lap	Time	SE1	SP1	SE2	SP2	SE3	SP3
12 Niki Mayr-Melnhof, AUT/ Rene Rast, DEU								theoretical besttime: 1:28.950							
1	4:51.401	3:43.416	151	32.406	98	35.579	188	18	5:51.878	4:46.362	146	31.627	101	33.889	187
2	1:43.799	38.153	163	31.198	103	34.448	191	19	1:40.564	36.819	154	30.221	109	33.524	187
3	1:42.064	37.405	162	30.676	102	33.983	190	20	1:38.966	35.917	158	29.766	104	33.283	188
4	1:42.470	37.646	157	30.825	108	33.999	192	21	1:37.409	35.626	160	29.110	112	32.673	192
5	2:23.713	38.518	118	50.637	79	54.558	188	22	1:38.754	35.903	157	29.604	111	33.247	191
6	1:42.200	37.324	161	30.893	107	33.983	190	23	2:23.714	1:11.043	127	34.339	97	38.332	
7	1:49.658	39.017	158	31.737	96	38.904		24	5:47.297	4:44.990	144	30.016	107	32.291	190
8	4:11.731	3:06.761	156	30.959	102	34.011	191	25	1:33.625	34.237	163	28.171	115	31.217	194
9	1:45.484	37.612	160	30.708	105	37.164	192	26	1:31.829	32.952	163	28.521	110	30.356	201
10	1:41.305	37.049	161	30.626	103	33.630	194	27	2:17.255	32.812	164	28.069	115	1:16.374	
11	2:07.045	38.150	130	43.763	87	45.132	190	28	3:29.554	2:28.245	155	29.750	102	31.559	198
12	1:41.410	37.066	160	30.647	107	33.697	190	29	1:30.912	33.578	165	27.615	113	29.719	200
13	1:46.425	37.237	160	31.484	101	37.704		30	1:29.391	32.408	164	27.640	116	29.343	203
14	5:56.351	4:51.568	159	30.717	106	34.066	191	31	1:30.229	33.063	164	27.433	118	29.733	201
15	1:40.539	36.723	161	30.329	109	33.487	193	32	1:28.950	32.344	162	27.323	122	29.283	201
16	1:40.759	36.538	162	30.598	108	33.623	191	33	1:48.273	33.428	164	30.057	102	44.788	
17	1:44.210	36.678	161	30.423	102	37.109									



FIA GT Series

Lap analysis Free Practice 2

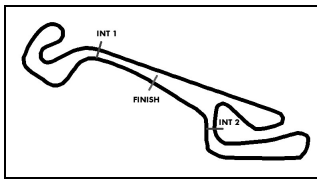


Provisional

Circuit Paul Armagnac Nogaro, Length: 3636 m
 Air temperature: 14.5°C
 Track temperature: 20.8°C
 Weather condition: Wet

Saturday 30.3.2013 10:05

Lap	Time	SE1	SP1	SE2	SP2	SE3	SP3	Lap	Time	SE1	SP1	SE2	SP2	SE3	SP3
13 Frank Stippler, DEU/ Edward Sandstrom, SWE								theoretical besttime: 1:29.823							
1	3:15.493	2:06.073	139	32.872	100	36.548	185	21	1:40.680	36.929	162	30.249	95	33.502	196
2	1:46.448	39.228	155	32.071	99	35.149	186	22	1:40.493	36.921	162	30.074	97	33.498	192
3	1:43.731	37.983	154	31.017	100	34.731	189	23	1:39.139	36.663	160	29.680	101	32.796	195
4	1:42.872	37.701	158	30.616	102	34.555	190	24	2:31.692	37.572	146	1:03.176	56	50.944	192
5	1:42.725	37.876	160	30.710	106	34.139	187	25	2:00.600	38.137	110	47.260	77	35.203	197
6	1:46.335	37.441	161	31.117	106	37.777		26	1:37.680	35.864	164	29.344	100	32.472	195
7	4:17.990	3:13.285	159	30.687	105	34.018	188	27	1:44.423	38.477	148	32.617	99	33.329	198
8	1:41.870	37.173	160	30.707	108	33.990	192	28	1:36.915	35.599	163	29.081	103	32.235	198
9	1:40.683	36.981	160	30.354	108	33.348	196	29	1:39.246	35.341	163	28.784	104	35.121	
10	1:40.377	36.916	159	30.143	104	33.318	191	30	4:32.730	3:31.832	157	29.325	102	31.573	200
11	1:40.206	36.644	160	30.178	108	33.384	195	31	1:31.534	33.539	166	27.664	109	30.331	201
12	1:40.173	36.504	160	30.246	108	33.423	194	32	1:32.037	33.043	168	27.605	109	31.389	194
13	1:43.737	36.889	160	30.460	105	36.388		33	1:33.937	34.474	166	29.161	107	30.302	202
14	3:16.654	2:12.153	160	30.675	105	33.826	193	34	1:31.689	34.246	165	27.491	109	29.952	201
15	1:40.712	36.932	160	30.425	109	33.355	195	35	1:29.991	32.804	165	27.477	111	29.710	205
16	1:40.283	36.657	159	30.294	108	33.332	194	36	1:30.226	32.925	166	27.653	108	29.648	204
17	1:39.518	36.367	161	29.954	108	33.197	196	37	1:33.447	32.955	164	27.475	112	33.017	
18	1:40.488	36.406	162	30.182	103	33.900	193	38	3:07.412	2:09.576	164	28.010	119	29.826	205
19	1:42.383	36.450	161	29.917	113	36.016		39	1:57.332	32.700	165	36.267	83	48.365	
20	3:58.724	2:51.264	146	33.383	94	34.077	188								



FIA GT Series

Lap analysis Free Practice 2

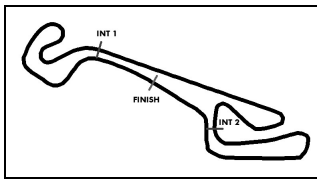


Provisional

Circuit Paul Armagnac Nogaro, Length: 3636 m
 Air temperature: 14.5°C
 Track temperature: 20.8°C
 Weather condition: Wet

Saturday 30.3.2013 10:05

Lap	Time	SE1	SP1	SE2	SP2	SE3	SP3	Lap	Time	SE1	SP1	SE2	SP2	SE3	SP3
14	Carlos Viera, PRT/ Cesar Campanico, PRT							theoretical besttime: 1:27.853							
1	3:13.065	1:59.305	122	36.651	100	37.109	183	20	1:40.862	36.829	159	30.012	114	34.021	193
2	1:47.104	39.914	143	31.987	99	35.203	188	21	1:45.294	37.212	160	30.828	107	37.254	
3	1:44.340	38.695	157	31.075	102	34.570	193	22	4:04.718	3:01.690	159	29.965	110	33.063	194
4	1:41.884	37.342	161	30.489	101	34.053	194	23	1:39.463	36.318	160	29.853	108	33.292	194
5	1:41.368	37.080	160	30.618	108	33.670	194	24	1:39.604	36.695	158	29.666	112	33.243	194
6	1:40.707	36.904	161	30.288	108	33.515	196	25	1:41.690	36.684	159	29.895	111	35.111	183
7	1:43.774	38.058	153	31.565	97	34.151	194	26	1:41.207	37.124	156	30.827	96	33.256	193
8	1:40.369	36.869	161	30.112	109	33.388	196	27	1:38.928	36.241	159	29.300	111	33.387	194
9	1:45.465	37.191	156	30.820	105	37.454		28	1:39.014	35.925	160	29.351	111	33.738	192
10	4:56.047	3:48.889	147	32.088	106	35.070	195	29	1:43.452	36.928	161	29.657	113	36.867	
11	1:40.260	36.615	160	30.263	107	33.382	195	30	5:01.724	4:00.480	159	29.579	114	31.665	186
12	1:48.199	39.873	137	33.353	99	34.973	195	31	1:31.397	33.709	166	27.830	120	29.858	202
13	1:43.107	37.141	161	31.100	101	34.866	195	32	1:31.235	33.904	165	27.625	124	29.706	205
14	1:41.653	37.274	159	30.472	106	33.907	196	33	1:33.602	33.161	164	27.550	123	32.891	
15	1:49.331	39.358	148	31.988	98	37.985		34	4:03.455	3:03.692	161	29.192	113	30.571	201
16	5:55.657	4:50.677	147	30.976	111	34.004	188	35	1:30.622	32.616	165	28.300	118	29.706	205
17	1:41.815	37.454	155	30.246	113	34.115	189	36	1:27.853	32.061	166	26.752	128	29.040	205
18	1:41.088	37.130	158	29.957	116	34.001	190	37	1:08.997	41.312	104				
19	1:41.668	37.225	157	30.435	108	34.008	194								



FIA GT Series

Lap analysis Free Practice 2



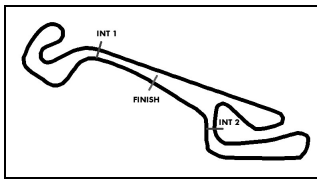
Provisional

Circuit Paul Armagnac Nogaro, Length: 3636 m
 Air temperature: 14.5°C
 Track temperature: 20.8°C
 Weather condition: Wet

Saturday 30.3.2013 10:05

Lap	Time	SE1	SP1	SE2	SP2	SE3	SP3	Lap	Time	SE1	SP1	SE2	SP2	SE3	SP3
16 Daniel Keilwitz, DEU/ Niclas Kentenich, DEU								theoretical besttime: 1:30.981							
1	6:12.052	4:53.437	116	38.341	78	40.274	171	17	8:20.815	7:11.206	147	34.062	97	35.547	189
2	1:51.515	43.023	147	32.984	92	35.508	191	18	1:43.183	38.176	155	30.677	103	34.330	190
3	1:46.443	39.634	149	32.232	97	34.577	195	19	1:42.349	37.528	155	30.380	105	34.441	192
4	1:44.947	38.876	152	31.628	100	34.443	195	20	1:42.447	37.656	155	29.798	106	34.993	178
5	1:45.190	38.623	159	32.329	95	34.238	193	21	1:47.686	37.989	155	30.683	107	39.014	
6	1:48.386	38.358	149	31.868	99	38.160		22	6:25.212	5:07.710	117	36.532	87	40.970	
7	5:25.013	4:19.154	154	31.831	98	34.028	196	23	2:21.230	1:17.412	158	29.497	101	34.321	187
8	1:42.787	37.511	158	31.124	100	34.152	197	24	1:35.840	34.788	164	28.382	110	32.670	196
9	1:42.368	37.271	157	31.060	96	34.037	195	25	1:35.567	34.835	165	28.094	110	32.638	193
10	1:45.203	37.688	155	31.270	95	36.245	196	26	1:33.168	34.146	164	27.848	106	31.174	200
11	1:43.617	37.796	154	31.332	97	34.489	194	27	1:38.414	33.791	164	28.858	110	35.765	
12	1:44.887	37.835	157	31.356	97	35.696	195	28	4:16.029	3:17.464	165	27.904	112	30.661	199
13	1:43.857	38.042	157	31.019	101	34.796	194	29	1:31.704	33.579	163	27.957	112	30.168	202
14	1:43.415	37.826	159	31.223	99	34.366	195	30	1:31.326	33.142	165	27.671	114	30.513	202
15	1:48.631	38.496	148	31.471	99	38.664		31	1:39.998	33.455	164	29.288	92	37.255	
16	3:53.134	2:42.776	154	30.835	102	39.523									

21 Riccardo Zonta, BRA/ Sergio Gimenez, BRA								theoretical besttime: 1:42.477							
1	4:24.304	3:10.373	108	36.754	91	37.177	180	9	1:42.628	37.759	153	30.914	102	33.955	189
2	1:49.307	41.156	125	32.588	100	35.563	185	10	1:42.861	37.745	153	30.996	100	34.120	187
3	1:45.741	38.997	151	31.708	105	35.036	187	11	1:43.498	38.008	154	31.086	101	34.404	185
4	1:43.814	38.018	153	31.437	104	34.359	189	12	1:43.827	38.065	156	31.040	99	34.722	185
5	1:43.216	37.801	155	30.994	97	34.421	189	13	1:43.792	38.267	154	31.107	100	34.418	188
6	1:53.255	38.346	156	32.952	90	41.957		14	1:42.833	37.815	156	30.886	102	34.132	188
7	6:37.679	5:29.969	137	32.795	98	34.915	184	15	1:46.695	37.636	157	31.252	103	37.807	
8	1:46.093	39.820	155	31.252	102	35.021	188								



FIA GT Series

Lap analysis Free Practice 2

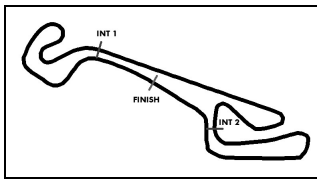


Provisional

Circuit Paul Armagnac Nogaro, Length: 3636 m
 Air temperature: 14.5°C
 Track temperature: 20.8°C
 Weather condition: Wet

Saturday 30.3.2013 10:05

Lap	Time	SE1	SP1	SE2	SP2	SE3	SP3	Lap	Time	SE1	SP1	SE2	SP2	SE3	SP3
25 Dominik Baumann, AUT/ Hari Proczyk, AUT								theoretical besttime: 1:34.679							
1	3:55.444	2:47.518	138	33.022	92	34.904	190	17	1:43.533	38.842	156	30.756	102	33.935	194
2	1:43.514	38.461	155	31.152	90	33.901	195	18	1:40.707	36.866	160	30.185	99	33.656	190
3	1:41.963	37.953	159	30.414	93	33.596	195	19	1:40.595	37.066	160	30.028	103	33.501	194
4	1:42.672	38.661	161	30.714	94	33.297	195	20	1:39.650	36.619	161	29.725	104	33.306	195
5	2:01.189	53.962	154	31.014	91	36.213	195	21	1:45.583	37.082	154	31.064	95	37.437	
6	1:41.653	37.569	150	30.635	94	33.449	196	22	7:40.320	6:35.179	152	31.423	91	33.718	195
7	1:42.041	37.483	158	30.692	92	33.866	193	23	1:38.394	36.359	162	29.462	98	32.573	196
8	1:46.125	38.297	159	30.613	93	37.215		24	1:36.949	35.957	165	28.965	102	32.027	198
9	5:33.292	4:26.379	144	31.235	101	35.678	191	25	1:40.848	35.765	163	29.489	99	35.594	
10	1:41.393	37.354	155	30.382	107	33.657	194	26	9:52.775	8:35.182	126	39.509	90	38.084	180
11	2:23.840	36.979	157	30.590	103	1:16.271	186	27	2:03.487	41.580	165	37.016	85	44.891	198
12	1:45.420	39.418	151	31.056	101	34.946	192	28	1:36.172	35.370	166	28.857	104	31.945	200
13	1:48.234	37.814	150	31.650	97	38.770		29	1:40.630	34.021	167	30.893	103	35.716	
14	5:04.595	3:59.661	155	30.908	105	34.026	194	30	2:45.918	1:45.260	165	28.784	106	31.874	192
15	1:41.198	36.757	160	30.605	102	33.836	194	31	1:58.370	39.428	161	33.044	89	45.898	
16	1:41.117	36.925	157	30.322	104	33.870	195								



FIA GT Series

Lap analysis Free Practice 2

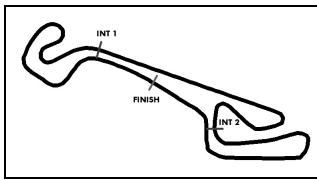


Provisional

Circuit Paul Armagnac Nogaro, Length: 3636 m
 Air temperature: 14.5°C
 Track temperature: 20.8°C
 Weather condition: Wet

Saturday 30.3.2013 10:05

Lap	Time	SE1	SP1	SE2	SP2	SE3	SP3	Lap	Time	SE1	SP1	SE2	SP2	SE3	SP3
28 Karun Chandhok, IND/ Jan Seyffarth, DEU								theoretical besttime: 1:29.837							
1	3:14.749	2:01.898	134	35.703	97	37.148	163	17	1:39.693	36.441	160	29.569	108	33.683	188
2	1:50.136	41.406	150	33.425	100	35.305	184	18	1:46.195	36.371	159	30.532	100	39.292	
3	1:44.153	38.819	158	30.861	109	34.473	188	19	5:48.391	4:39.618	156	32.431	110	36.342	188
4	1:42.990	38.137	156	30.782	108	34.071	185	20	1:42.115	38.211	160	30.297	119	33.607	188
5	2:01.972	40.161	130	38.134	102	43.677		21	1:42.639	37.330	136	31.770	110	33.539	190
6	5:21.339	4:09.390	126	36.034	101	35.915	151	22	1:46.077	39.650	143	31.891	112	34.536	193
7	1:47.322	39.789	155	32.564	92	34.969	188	23	1:38.601	35.967	162	29.285	123	33.349	193
8	1:42.289	37.889	157	30.660	103	33.740	190	24	1:37.357	35.695	161	29.088	115	32.574	191
9	1:42.035	37.183	162	30.767	99	34.085	189	25	1:59.715	36.516	121	41.558	93	41.641	
10	1:57.008	39.781	130	36.530	94	40.697		26	3:40.988	2:37.605	150	30.820	112	32.563	194
11	8:44.299	7:38.605	157	31.321	106	34.373	190	27	1:48.786	34.985	160	35.573	105	38.228	
12	1:41.875	37.460	158	30.238	110	34.177	186	28	3:07.203	2:00.961	134	32.227	103	34.015	190
13	1:40.950	37.134	161	29.911	105	33.905	189	29	1:36.582	35.124	163	30.654	115	30.804	194
14	1:40.208	36.843	154	29.941	111	33.424	189	30	1:33.893	33.705	166	29.581	124	30.607	196
15	1:40.633	36.814	159	30.044	117	33.775	190	31	1:30.392	33.085	166	27.556	123	29.751	195
16	1:52.471	37.568	154	39.613	86	35.290	182	32	1:29.981	32.756	166	27.330	125	29.895	198



FIA GT Series

Lap analysis Free Practice 2

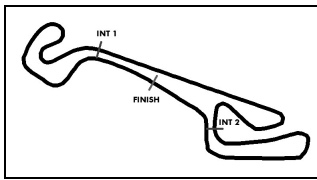


Provisional

Circuit Paul Armagnac Nogaro, Length: 3636 m
 Air temperature: 14.5°C
 Track temperature: 20.8°C
 Weather condition: Wet

Saturday 30.3.2013 10:05

Lap	Time	SE1	SP1	SE2	SP2	SE3	SP3	Lap	Time	SE1	SP1	SE2	SP2	SE3	SP3
30 Jean Luc Beaubelique, FRA/ Soheil Ayari, FRA								theoretical besttime: 1:29.445							
1	2:45.764	1:29.751	106	37.711	97	38.302	175	18	1:40.297	36.480	160	30.249	117	33.568	191
2	1:49.009	39.561	139	33.568	97	35.880	184	19	1:45.498	36.773	160	29.939	114	38.786	
3	1:46.224	38.840	154	32.007	104	35.377	186	20	5:29.979	4:19.838	126	32.905	101	37.236	145
4	1:43.441	37.723	157	30.953	108	34.765	187	21	1:43.344	38.411	142	30.903	114	34.030	184
5	1:43.589	38.021	155	31.198	110	34.370	188	22	1:40.402	37.183	155	29.811	114	33.408	188
6	1:41.775	37.201	155	30.534	112	34.040	189	23	1:40.555	37.202	153	30.054	115	33.299	192
7	1:47.504	37.686	155	30.855	108	38.963		24	1:46.000	36.788	156	29.814	109	39.398	
8	3:34.197	2:29.401	157	30.874	108	33.922	190	25	7:53.149	6:49.895	145	30.289	107	32.965	193
9	1:41.420	36.949	158	30.356	116	34.115	188	26	1:32.933	33.969	165	28.365	117	30.599	200
10	1:41.283	36.887	157	30.447	112	33.949	188	27	1:32.522	32.838	167	28.238	110	31.446	197
11	1:48.292	37.422	157	30.761	116	40.109		28	1:34.731	35.696	162	27.700	118	31.335	202
12	3:31.761	2:24.764	155	31.033	109	35.964	191	29	1:29.545	32.513	166	27.058	128	29.974	202
13	1:42.248	37.181	159	30.591	117	34.476	191	30	1:34.930	32.413	165	27.897	129	34.620	
14	1:42.134	37.240	157	30.859	109	34.035	187	31	3:05.403	2:05.320	151	28.813	120	31.270	197
15	1:47.985	37.365	157	30.722	111	39.898		32	1:40.046	36.465	161	31.295	106	32.286	197
16	3:34.384	2:24.699	158	30.702	111	38.983		33	1:31.391	33.410	166	27.634	126	30.347	196
17	3:37.872	2:33.198	153	30.780	117	33.894	189	34	1:47.637	33.886	166	27.631	117	46.120	



FIA GT Series

Lap analysis Free Practice 2

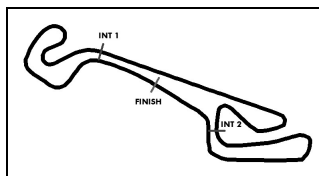


Provisional

Circuit Paul Armagnac Nogaro, Length: 3636 m
 Air temperature: 14.5°C
 Track temperature: 20.8°C
 Weather condition: Wet

Saturday 30.3.2013 10:05

Lap	Time	SE1	SP1	SE2	SP2	SE3	SP3	Lap	Time	SE1	SP1	SE2	SP2	SE3	SP3
31 Gerard Tonelli, FRA/ Fabien Barthez, FRA								theoretical besttime: 1:30.704							
1	2:59.010	1:43.865	135	36.288	94	38.857	172	19	1:42.152	37.344	155	30.772	112	34.036	188
2	1:48.739	40.481	146	32.875	91	35.383	187	20	1:42.124	37.347	157	30.783	111	33.994	192
3	1:45.069	38.722	158	31.576	98	34.771	189	21	1:41.351	36.973	155	30.547	106	33.831	191
4	1:43.960	38.399	158	31.162	97	34.399	191	22	1:49.020	37.446	155	31.181	83	40.393	
5	1:49.668	39.574	154	31.791	97	38.303		23	3:56.976	2:53.294	156	30.284	110	33.398	191
6	4:55.700	3:48.990	151	31.728	92	34.982	190	24	1:39.715	36.489	156	30.255	114	32.971	192
7	1:43.940	38.376	158	30.707	104	34.857	191	25	1:38.290	35.906	160	29.154	119	33.230	193
8	1:43.345	38.506	161	30.591	94	34.248	193	26	1:43.120	36.221	161	29.352	109	37.547	
9	1:42.705	37.957	159	30.805	92	33.943	194	27	5:20.752	4:19.606	162	29.093	114	32.053	197
10	1:43.634	37.956	159	30.866	103	34.812	192	28	1:33.153	34.031	164	28.354	113	30.768	200
11	1:58.348	41.633	102	40.337	91	36.378	190	29	1:32.429	33.984	165	27.927	118	30.518	201
12	1:43.024	37.736	159	30.939	99	34.349	193	30	1:38.772	33.427	167	29.039	101	36.306	
13	1:47.985	38.135	156	31.322	96	38.528		31	3:25.165	2:18.133	148	33.172	96	33.860	199
14	5:26.062	4:18.602	142	32.456	98	35.004	187	32	1:31.868	33.801	167	27.963	123	30.104	202
15	1:45.068	38.721	147	31.356	104	34.991	189	33	1:30.979	33.286	166	27.756	119	29.937	202
16	1:45.786	38.589	154	31.667	94	35.530	188	34	1:33.144	35.471	169	27.560	118	30.113	202
17	1:48.424	37.791	156	31.161	105	39.472		35	1:57.729	33.207	167	36.183	79	48.339	
18	4:24.215	3:19.152	154	30.699	101	34.364	188								



FIA GT Series

Results Qualifying 1



Provisional

Circuit Paul Armagnac Nogaro, Length: 3636 m

Air temperature: 15.4°C

Track temperature: 13.9°C

Weather condition: Dry

Saturday 30.3.2013 15:15

started : 23 classified : 23 not classified : 0

	Drivers	Team	Car	Lap	Best Time	Gap	Diff	Kph	Day Time
1	1 M.Buhk/A.Day	HTP Gravity Charouz	Mercedes SLS AMG GT3	8	1:29.166				15:33:54
2	9 S.Loeb/A.Parente	Sebastien Loeb Racing	McLaren MP4-12C	6	1:29.359	0.193	0.193		15:34:26
3	2 S.Afanasiev/A.Simonsen	HTP Gravity Charouz	Mercedes SLS AMG GT3	9	1:29.730	0.564	0.371		15:33:56
4	7 M.Stumpf/C.Ricci	ACL by Rodrive Competicoes	Ford GT	6	1:29.976	0.810	0.246		15:34:11
5	16 D.Keilwitz/N.Kentenich	Doerr Motorsport	McLaren MP4-12C	9	1:29.990	0.824	0.014		15:33:17
6	0 C.Bueno/A.Khodair	BMW Team Brazil	BMW E89 Z4	7	1:30.247	1.081	0.257		15:34:33
7	10 A.Zuber/M.Parisy	Sebastien Loeb Racing	McLaren MP4-12C	7	1:30.290	1.124	0.043		15:34:29
8	21 R.Zonta/S.Jimenez	BMW Team Brazil	BMW E89 Z4	7	1:30.344	1.178	0.054		15:34:22
9	11 S.Ortelli/L.Vanthoor	Belgian Audi Club Team WRT	Audi R8 LMS	7	1:30.530	1.364	0.186		15:34:39
10	14 C.Viera/C.Campanico	Novadriver	Audi R8 LMS	7	1:30.750	1.584	0.220		15:34:18
11	13 F.Stippler/E.Sandstrom	Belgian Audi Club Team WRT	Audi R8 LMS	8	1:30.780	1.614	0.030		15:32:45
12	5 A.Kumpen/E.Ide	Phoenix Racing	Audi R8 LMS	10	1:31.138	1.972	0.358		15:34:48
13	35 L.Ordonez/A.Buncombe	Nissan GT Academy Team RJN	Nissan GT-R Nismo GT3	7	1:31.272	2.106	0.134		15:34:42
14	6 A.Ebrahim/J.Jousse	Team India by BMW Team India	BMW E89 Z4	8	1:31.391	2.225	0.119		15:34:16
15	32 W.Reip/M.Shulzhitskiy	Nissan GT Academy Team RJN	Nissan GT-R Nismo GT3	6	1:31.794	2.628	0.403		15:31:53
16	28 K.Chandhok/J.Seyffarth	SMS Seyffarth Motorsport	Mercedes SLS AMG GT3	5	1:31.815	2.649	0.021		15:34:05
17	25 D.Baumann/H.Proczyk	GRT Grasser Racing Team	Lamborghini LP560-4	7	1:32.278	3.112	0.463		15:34:35
18	30 J.Beaubelique/S.Ayari	SOFREV ASP by Jean-Luc Beaubo	Ferrari 458 Italia GT3	6	1:34.513	5.347	2.235		15:34:33
19	12 N.Mayr-Melnhof/R.Rast	Belgian Audi Club Team WRT	Audi R8 LMS	6	1:35.718	6.552	1.205		15:27:53
20	8 R.Mascarello/F.Tozzo	ACL by Rodrive Competicoes	Ford GT	7	1:38.768	9.602	3.050		15:33:53
21	31 G.Tonelli/F.Barthez	SOFREV ASP by Jerome Policand	Ferrari 458 Italia GT3	4	1:39.046	9.880	0.278		15:33:50
22	3 P.Charouz/J.Stovicek	HTP Gravity Charouz	Mercedes SLS AMG GT3	4	1:41.527	12.361	2.481		15:28:06
51	F.Odini/F.Salaquarda	AF Corse	Ferrari 458 Italia GT3	0					

Publications Time:

Race Director:

Time Keeping:

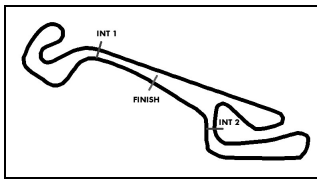
BLANCPAIN Timing

ver: 1.0

www.fiagtseries.com

Page 1/ 1 printed: 30.3.2013 15:35





FIA GT Series

Class results Qualifying 1



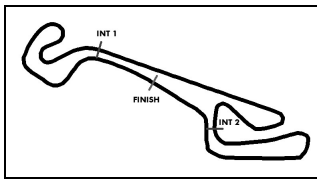
Provisional

Circuit Paul Armagnac Nogaro, Length: 3636 m
 Air temperature: 15.7°C
 Track temperature: 14.3°C
 Weather condition: Dry

Saturday 30.3.2013 15:15

started : 23 classified : 23 not classified : 0

Drivers	Team	Car	Lap	Best Time	Gap	Diff	Kph	Day Time	
CLASS: PRO CUP									
Started: 10			Classified: 10			Not Classified: 0			
1	1	M.Buhk/A.Day	HTP Gravity Charouz	Mercedes SLS AMG GT3	8	1:29.166		15:33:54	
2	9	S.Loeb/A.Parente	Sebastien Loeb Racing	McLaren MP4-12C	6	1:29.359	0.193	0.193	15:34:26
3	16	D.Keilwitz/N.Kentenich	Doerr Motorsport	McLaren MP4-12C	9	1:29.990	0.824	0.014	15:33:17
4	0	C.Bueno/A.Khodair	BMW Team Brazil	BMW E89 Z4	7	1:30.247	1.081	0.257	15:34:33
5	10	A.Zuber/M.Parisy	Sebastien Loeb Racing	McLaren MP4-12C	7	1:30.290	1.124	0.043	15:34:29
6	21	R.Zonta/S.Jimenez	BMW Team Brazil	BMW E89 Z4	7	1:30.344	1.178	0.054	15:34:22
7	11	S.Ortelli/L.Vanthoor	Belgian Audi Club Team WRT	Audi R8 LMS	7	1:30.530	1.364	0.186	15:34:39
8	13	F.Stippler/E.Sandstrom	Belgian Audi Club Team WRT	Audi R8 LMS	8	1:30.780	1.614	0.030	15:32:45
9	5	A.Kumpen/E.Ide	Phoenix Racing	Audi R8 LMS	10	1:31.138	1.972	0.358	15:34:48
10	28	K.Chandhok/J.Seyffarth	SMS Seyffarth Motorsport	Mercedes SLS AMG GT3	5	1:31.815	2.649	0.021	15:34:05



FIA GT Series

Class results Qualifying 1



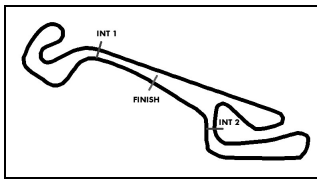
Provisional

Circuit Paul Armagnac Nogaro, Length: 3636 m
 Air temperature: 15.7°C
 Track temperature: 14.3°C
 Weather condition: Dry

Saturday 30.3.2013 15:15

started : 23 classified : 23 not classified : 0

Drivers	Team	Car	Lap	Best Time	Gap	Diff	Kph	Day Time
CLASS: PRO-AM CUP								
Started: 10			Classified: 10			Not Classified: 0		
1 2	S.Afanasyev/A.Simonsen	HTP Gravity Charouz	Mercedes SLS AMG GT3	9	1:29.730	0.564	0.371	15:33:56
2 7	M.Stumpf/C.Ricci	ACL by Rodrive Competicoes	Ford GT	6	1:29.976	0.810	0.246	15:34:11
3 14	C.Viera/C.Campanico	Novadriver	Audi R8 LMS	7	1:30.750	1.584	0.220	15:34:18
4 35	L.Ordonez/A.Buncombe	Nissan GT Academy Team RJN	Nissan GT-R Nismo GT3	7	1:31.272	2.106	0.134	15:34:42
5 6	A.Ebrahim/J.Jousse	Team India by BMW Team India	BMW E89 Z4	8	1:31.391	2.225	0.119	15:34:16
6 32	W.Reip/M.Shulzhitskiy	Nissan GT Academy Team RJN	Nissan GT-R Nismo GT3	6	1:31.794	2.628	0.403	15:31:53
7 25	D.Baumann/H.Proczyk	GRT Grasser Racing Team	Lamborghini LP560-4	7	1:32.278	3.112	0.463	15:34:35
8 30	J.Beaubelique/S.Ayari	SOFREV ASP by Jean-Luc Beaut	Ferrari 458 Italia GT3	6	1:34.513	5.347	2.235	15:34:33
9 12	N.Mayr-Melnhof/R.Rast	Belgian Audi Club Team WRT	Audi R8 LMS	6	1:35.718	6.552	1.205	15:27:53
51	F.Odini/F.Salaquarda	AF Corse	Ferrari 458 Italia GT3	0				



FIA GT Series

Class results Qualifying 1



Provisional

Circuit Paul Armagnac Nogaro, Length: 3636 m
 Air temperature: 15.7°C
 Track temperature: 14.3°C
 Weather condition: Dry

Saturday 30.3.2013 15:15

started : 23 classified : 23 not classified : 0

Drivers	Team	Car	Lap	Best Time	Gap	Diff	Kph	Day Time
CLASS: GENTLEMEN TROPHY								
Started: 3			Classified: 3			Not Classified: 0		
1 8 R.Mascarello/F.Tozzo	ACL by Rodrive Competicoes	Ford GT	7	1:38.768	9.602	3.050		15:33:53
2 31 G.Tonelli/F.Barthez	SOFREV ASP by Jerome Polican	Ferrari 458 Italia GT3	4	1:39.046	9.880	0.278		15:33:50
3 3 P.Charouz/J.Stovicek	HTP Gravity Charouz	Mercedes SLS AMG GT3	4	1:41.527	12.361	2.481		15:28:06

Publications Time:

Race Director:

Time Keeping:

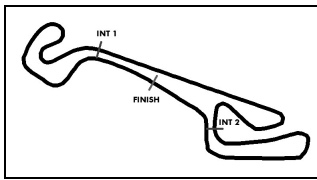
BLANCPAIN Timing

ver: 1.0

www.fiagtseries.com

Page 3/ 3 printed: 30.3.2013 15:36





FIA GT Series

Lap analysis Qualifying 1



Provisional

Circuit Paul Armagnac Nogaro, Length: 3636 m

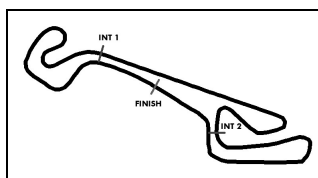
Air temperature: 15.4°C

Track temperature: 14.0°C

Weather condition: Dry

Saturday 30.3.2013 15:15

Lap	Time	SE1	SP1	SE2	SP2	SE3	SP3	Lap	Time	SE1	SP1	SE2	SP2	SE3	SP3
30 Jean Luc Beaubelique, FRA/ Soheil Ayari, FRA								theoretical besttime: 1:34.513							
1	6:33.109	4:47.721	141	31.764	106	1:13.624		5	1:40.933	35.550	163	28.756	104	36.627	190
2	6:24.714	5:17.594	128	31.210	112	35.910	173	6	1:34.513	34.479	163	27.721	121	32.313	194
3	1:41.477	37.725	156	29.282	116	34.470	178	7		41.906	121				
4	1:38.499	35.259	157	29.167	121	34.073	187								
31 Gerard Tonelli, FRA/ Fabien Barthez, FRA								theoretical besttime: 1:39.046							
1	11:07.579	9:54.701	141	33.148	102	39.730	174	4	1:39.046	35.947	161	29.495	105	33.604	190
2	2:02.295	38.774	158	30.174	98	53.347		5		39.924	146	33.868	98		
3	4:02.008	2:55.030	147	31.182	98	35.796	180								
32 Wolfgang Reip, BEL/ Mark Shulzhitskiy, RUS								theoretical besttime: 1:31.794							
1	4:52.683	3:44.511	161	30.516	102	37.656	183	5	1:35.234	33.290	166	28.325	108	33.619	192
2	2:16.731	35.675	164	37.953	70	1:03.103		6	1:31.794	32.659	167	27.601	115	31.534	194
3	4:58.421	3:53.174	160	29.457	107	35.790	186	7	1:37.056	33.719		27.608	109	35.729	
4	1:38.812	34.159	165	28.923	102	35.730	189								
35 Lucas Ordonez, ESP/ Alex Buncombe, GBR								theoretical besttime: 1:31.272							
1	2:19.648	1:13.189	148	31.810	105	34.649	192	5	1:51.858	40.446	136	33.469	116	37.943	
2	1:39.154	35.088	160	29.674	113	34.392	191	6	4:41.521	3:40.900	158	28.609	123	32.012	194
3	1:44.383	36.134	146	30.554	114	37.695		7	1:31.272	32.968	169	27.544	128	30.760	197
4	5:54.168	4:47.917	162	30.622	115	35.629	186	8		33.584	167				
51 Fabio Odini, ITA/ Filip Salaquarda, CZE								theoretical besttime: 2:19.441							
1	1:58.411	50.196	156	30.921	108	37.294		2		1:48.710	162	30.731	100		



FIA GT Series

Results Qualifying 2



Provisional

Circuit Paul Armagnac Nogaro, Length: 3636 m

Air temperature: 15.8°C

Track temperature: 15.6°C

Weather condition: Dry

Saturday 30.3.2013 15:37

started : 22 classified : 22 not classified : 0

	Drivers	Team	Car	Lap	Best Time	Gap	Diff	Kph	Day Time
1	11 S.Ortelli/L.Vanthoor	Belgian Audi Club Team WRT	Audi R8 LMS	3	1:26.670				15:44:42
2	10 A.Zuber/ M.Parisy	Sebastien Loeb Racing	McLaren MP4-12C	3	1:26.804	0.134	0.134		15:45:46
3	9 S.Loeb/ A.Parente	Sebastien Loeb Racing	McLaren MP4-12C	3	1:26.840	0.170	0.036		15:46:45
4	13 F.Stippler/ E.Sandstrom	Belgian Audi Club Team WRT	Audi R8 LMS	4	1:27.000	0.330	0.160		15:46:03
5	12 N.Mayr-Melnhof/ R.Rast	Belgian Audi Club Team WRT	Audi R8 LMS	7	1:27.107	0.437	0.107		15:56:05
6	35 L.Ordonez/ A.Buncombe	Nissan GT Academy Team RJN	Nissan GT-R Nismo GT3	3	1:27.145	0.475	0.038		15:45:53
7	14 C.Viera/ C.Campanico	Novadrivier	Audi R8 LMS	3	1:27.174	0.504	0.029		15:46:08
8	0 C.Bueno/ A.Khodair	BMW Team Brazil	BMW E89 Z4	8	1:27.601	0.931	0.427		15:58:01
9	5 A.Kumpen/ E.Ide	Phoenix Racing	Audi R8 LMS	4	1:27.774	1.104	0.173		15:46:13
10	1 M.Buhk/ A.Day	HTP Gravity Charouz	Mercedes SLS AMG GT3	7	1:27.797	1.127	0.023		15:56:01
11	21 R.Zonta/ S.Jimenez	BMW Team Brazil	BMW E89 Z4	4	1:27.860	1.190	0.063		15:47:52
12	28 K.Chandhok/ J.Seyffarth	SMS Seyffarth Motorsport	Mercedes SLS AMG GT3	9	1:27.920	1.250	0.060		15:58:28
13	25 D.Baumann/ H.Proczyk	GRT Grasser Racing Team	Lamborghini LP560-4	7	1:28.147	1.477	0.227		15:56:18
14	7 M.Stumpf/C.Ricci	ACL by Rodrive Competicoes	Ford GT	8	1:28.334	1.664	0.187		15:57:49
15	2 S.Afanasyev /A.Simonsen	HTP Gravity Charouz	Mercedes SLS AMG GT3	7	1:28.397	1.727	0.063		15:56:05
16	32 W.Reip/ M.Shulzhitskiy	Nissan GT Academy Team RJN	Nissan GT-R Nismo GT3	7	1:29.050	2.380	0.653		15:58:06
17	6 A.Ebrahim/ J.Jousse	Team India by BMW Team India	BMW E89 Z4	2	1:29.145	2.475	0.095		15:43:25
18	31 G.Tonelli/ F.Barthez	SOFREV ASP by Jerome Policand	Ferrari 458 Italia GT3	5	1:29.426	2.756	0.281		15:48:07
19	16 D.Keilwitz/ N.Kentenich	Doerr Motorsport	McLaren MP4-12C	7	1:29.463	2.793	0.037		15:56:43
20	30 J.Beaubelique/ S.Ayari	SOFREV ASP by Jean-Luc Beaube	Ferrari 458 Italia GT3	2	1:29.656	2.986	0.193		15:43:22
21	8 R.Mascarello/ F.Tozzo	ACL by Rodrive Competicoes	Ford GT	5	1:31.522	4.852	1.866		15:56:47
22	3 P.Charouz/ J.Stovicek	HTP Gravity Charouz	Mercedes SLS AMG GT3	3	1:39.063	12.393	7.541		15:46:40

Publications Time:

Race Director:

Time Keeping:

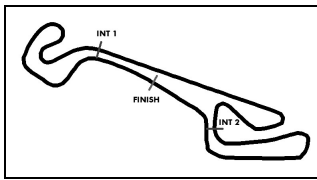
BLANCPAIN Timing

ver: 1.0

www.fiagtseries.com

Page 1/ 1 printed: 30.3.2013 16:09





FIA GT Series

Class results Qualifying 2



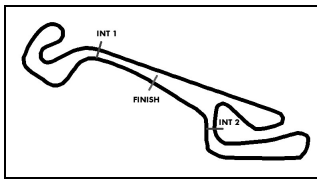
Provisional

Circuit Paul Armagnac Nogaro, Length: 3636 m
 Air temperature: 15.6°C
 Track temperature: 15.5°C
 Weather condition: Dry

Saturday 30.3.2013 15:37

started : 22 classified : 22 not classified : 0

Drivers	Team	Car	Lap	Best Time	Gap	Diff	Kph	Day Time
CLASS: PRO CUP								
Started: 10			Classified: 10			Not Classified: 0		
1	11 S.Ortelli/L.Vanthoor	Belgian Audi Club Team WRT	Audi R8 LMS	3	1:26.670			15:44:42
2	10 A.Zuber/M.Parisy	Sebastien Loeb Racing	McLaren MP4-12C	3	1:26.804	0.134	0.134	15:45:46
3	9 S.Loeb/A.Parente	Sebastien Loeb Racing	McLaren MP4-12C	3	1:26.840	0.170	0.036	15:46:45
4	13 F.Stippler/E.Sandstrom	Belgian Audi Club Team WRT	Audi R8 LMS	4	1:27.000	0.330	0.160	15:46:03
5	0 C.Bueno/A.Khodair	BMW Team Brazil	BMW E89 Z4	8	1:27.601	0.931	0.427	15:58:01
6	5 A.Kumpen/E.Ide	Phoenix Racing	Audi R8 LMS	4	1:27.774	1.104	0.173	15:46:13
7	1 M.Buhk/A.Day	HTP Gravity Charouz	Mercedes SLS AMG GT3	7	1:27.797	1.127	0.023	15:56:01
8	21 R.Zonta/S.Jimenez	BMW Team Brazil	BMW E89 Z4	4	1:27.860	1.190	0.063	15:47:52
9	28 K.Chandhok/J.Seyffarth	SMS Seyffarth Motorsport	Mercedes SLS AMG GT3	9	1:27.920	1.250	0.060	15:58:28
10	16 D.Keilwitz/N.Kentenich	Doerr Motorsport	McLaren MP4-12C	7	1:29.463	2.793	0.037	15:56:43



FIA GT Series

Class results Qualifying 2



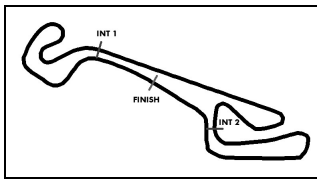
Provisional

Circuit Paul Armagnac Nogaro, Length: 3636 m
 Air temperature: 15.6°C
 Track temperature: 15.5°C
 Weather condition: Dry

Saturday 30.3.2013 15:37

started : 22 classified : 22 not classified : 0

Drivers	Team	Car	Lap	Best Time	Gap	Diff	Kph	Day Time
CLASS: PRO-AM CUP								
Started: 9			Classified: 9			Not Classified: 0		
1 12 N.Mayr-Melnhof/ R.Rast	Belgian Audi Club Team WRT	Audi R8 LMS	7	1:27.107	0.437	0.107		15:56:05
2 35 L.Ordonez/ A.Buncombe	Nissan GT Academy Team RJN	Nissan GT-R Nismo GT3	3	1:27.145	0.475	0.038		15:45:53
3 14 C.Viera/ C.Campanico	Novadriner	Audi R8 LMS	3	1:27.174	0.504	0.029		15:46:08
4 25 D.Baumann/ H.Proczyk	GRT Grasser Racing Team	Lamborghini LP560-4	7	1:28.147	1.477	0.227		15:56:18
5 7 M.Stumpf/ C.Ricci	ACL by Rodrive Competicoes	Ford GT	8	1:28.334	1.664	0.187		15:57:49
6 2 S.Afanasiev / A.Simonsen	HTP Gravity Charouz	Mercedes SLS AMG GT3	7	1:28.397	1.727	0.063		15:56:05
7 32 W.Reip/ M.Shulzhitskiy	Nissan GT Academy Team RJN	Nissan GT-R Nismo GT3	7	1:29.050	2.380	0.653		15:58:06
8 6 A.Ebrahim/ J.Jousse	Team India by BMW Team India	BMW E89 Z4	2	1:29.145	2.475	0.095		15:43:25
9 30 J.Beaubelique/ S.Ayari	SOFREV ASP by Jean-Luc Beaut	Ferrari 458 Italia GT3	2	1:29.656	2.986	0.193		15:43:22



FIA GT Series

Class results Qualifying 2



Provisional

Circuit Paul Armagnac Nogaro, Length: 3636 m
 Air temperature: 15.6°C
 Track temperature: 15.5°C
 Weather condition: Dry

Saturday 30.3.2013 15:37

started : 22 classified : 22 not classified : 0

Drivers	Team	Car	Lap	Best Time	Gap	Diff	Kph	Day Time
CLASS: GENTLEMEN TROPHY								
Started: 3			Classified: 3			Not Classified: 0		
1 31 G.Tonelli/F.Barthez	SOFREV ASP by Jerome Polican	Ferrari 458 Italia GT3	5	1:29.426	2.756	0.281		15:48:07
2 8 R.Mascarello/F.Tozzo	ACL by Rodrive Competicoes	Ford GT	5	1:31.522	4.852	1.866		15:56:47
3 3 P.Charouz/J.Stovicek	HTP Gravity Charouz	Mercedes SLS AMG GT3	3	1:39.063	12.393	7.541		15:46:40

Publications Time:

Race Director:

Time Keeping:

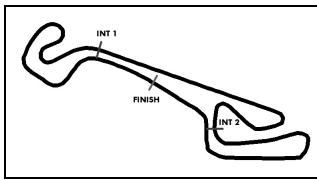
BLANCPAIN Timing

ver: 1.0

www.fiagtseries.com

Page 3/ 3 printed: 30.3.2013 16:10





FIA GT Series

Lap analysis Qualifying 2

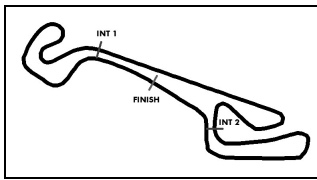


Provisional

Circuit Paul Armagnac Nogaro, Length: 3636 m
 Air temperature: 15.8°C
 Track temperature: 15.6°C
 Weather condition: Dry

Saturday 30.3.2013 15:37

Lap	Time	SE1	SP1	SE2	SP2	SE3	SP3	Lap	Time	SE1	SP1	SE2	SP2	SE3	SP3
30 Jean Luc Beaubelique, FRA/ Soheil Ayari, FRA								theoretical besttime: 1:29.656							
1	1:52.683	46.835	161	28.866	122	36.982	194	3	1:30.921	33.486	167	26.952	131	30.483	199
2	1:29.656	32.609	167	26.952	131	30.095	200								
31 Gerard Tonelli, FRA/ Fabien Barthez, FRA								theoretical besttime: 1:29.271							
1	2:00.557	54.320	162	29.314	80	36.923	186	6	2:09.747	43.428	102	39.942	91	46.377	
2	1:31.365	33.323	164	27.630	116	30.412	197	7	4:50.522	3:40.921	155	29.234	109	40.367	
3	1:34.233	32.382	165	29.098	109	32.753	196	8	1:47.699	49.876	167	27.602		30.221	199
4	1:31.918	32.502	166	28.188	117	31.228	194	9	1:29.493	32.454	164	27.333	124	29.706	204
5	1:29.426	32.467	165	27.243	128	29.716	201	10	1:46.458	32.322	165	27.307	120	46.829	
32 Wolfgang Reip, BEL/ Mark Shulzhitskiy, RUS								theoretical besttime: 1:28.983							
1	3:27.457	2:23.936	153	30.737	113	32.784	187	5	1:55.299	40.608	147	35.637	103	39.054	
2	1:34.780	33.912	166	28.249	116	32.619	197	6	6:37.776	5:39.909	166	28.141	125	29.726	200
3	1:31.177	33.657	168	27.672		29.848	199	7	1:29.050	32.281		27.539	121	29.230	203
4	1:30.767	33.421	167	27.821	126	29.525	200	8	1:38.527	32.351	166	27.472	126	38.704	
35 Lucas Ordonez, ESP/ Alex Buncombe, GBR								theoretical besttime: 1:26.777							
1	2:58.322	1:57.213	161	29.513	105	31.596	200	5	1:49.559	34.140	150	33.689	94	41.730	
2	1:28.406	32.418	168	26.828	128	29.160	203	6	8:09.048	7:10.766	165	28.101	114	30.181	
3	1:27.145	31.575	167	26.759	131	28.811	205	7	1:35.250	33.511	157	29.615	106	32.124	205
4	1:27.166	31.767	167	26.956	126	28.443	205	8	1:41.329	33.387	166	30.854		37.088	



FIA GT Series

Results Superpole

Provisional



Circuit Paul Armagnac Nogaro, Length: 3636 m
Air temperature: 8.8°C
Track temperature: 8.9°C
Weather condition: Dry

Amended
31.3.2013 - 8:19

Saturday 30.3.2013 16:00

started : 8 classified : 8 not classified : 0

	Drivers	Team	Car	Lap	Best Time	Gap	Diff	Kph	Day Time
1	12 N.Mayr-Melnhof/R.Rast	Belgian Audi Club Team WRT	Audi R8 LMS	2	1:26.091				16:15:39
2	9 S.Loeb/A.Parente	Sebastien Loeb Racing	McLaren MP4-12C	3	1:26.210	0.119	0.119		16:17:58
3	13 F.Stippler/E.Sandstrom	Belgian Audi Club Team WRT	Audi R8 LMS	3	1:26.528	0.437	0.318		16:17:27
4	11 S.Ortelli/L.Vanthoor	Belgian Audi Club Team WRT	Audi R8 LMS	2	1:26.779	0.688	0.251		16:16:51
5	14 C.Viera/C.Campanico	Novadriver	Audi R8 LMS	3	1:26.862	0.771	0.083		16:16:36
6	0 C.Bueno/A.Khodair	BMW Team Brazil	BMW E89 Z4	3	1:27.110	1.019	0.248		16:17:01
7	35 L.Ordonez/A.Buncombe	Nissan GT Academy Team RJN	Nissan GT-R Nismo GT3	2	1:27.436	1.345	0.326		16:15:26
8	5 A.Kumpen/E.Ide	Phoenix Racing	Audi R8 LMS	2	1:27.474	1.383	0.038		16:14:25

Following stewards decision no. 12 - cancelation of all times for the car no. 10

Publications Time:

Race Director:

Time Keeping:

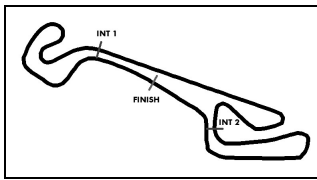
BLANCPAIN Timing

ver: 1.1

www.fiagtseries.com

Page 1/ 1 printed: 31.3.2013 8:19





FIA GT Series

Class results Superpole



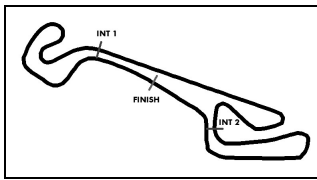
Provisional

Circuit Paul Armagnac Nogaro, Length: 3636 m
 Air temperature: 14.5°C
 Track temperature: 14.3°C
 Weather condition: Dry

Saturday 30.3.2013 16:00

started : 9 classified : 9 not classified : 0

Drivers	Team	Car	Lap	Best Time	Gap	Diff	Kph	Day Time
CLASS: PRO CUP								
Started: 6			Classified: 6			Not Classified: 0		
1 10 A.Zuber/M.Parisy	Sebastien Loeb Racing	McLaren MP4-12C	3	1:26.100	0.009	0.009		16:18:12
2 9 S.Loeb/A.Parente	Sebastien Loeb Racing	McLaren MP4-12C	3	1:26.210	0.119	0.110		16:17:58
3 13 F.Stippler/E.Sandstrom	Belgian Audi Club Team WRT	Audi R8 LMS	3	1:26.528	0.437	0.318		16:17:27
4 11 S.Ortelli/L.Vanthoor	Belgian Audi Club Team WRT	Audi R8 LMS	2	1:26.779	0.688	0.251		16:16:51
5 0 C.Bueno/A.Khodair	BMW Team Brazil	BMW E89 Z4	3	1:27.110	1.019	0.248		16:17:01
6 5 A.Kumpen/E.Ide	Phoenix Racing	Audi R8 LMS	2	1:27.474	1.383	0.038		16:14:25



FIA GT Series

Class results Superpole



Provisional

Circuit Paul Armagnac Nogaro, Length: 3636 m
 Air temperature: 14.5°C
 Track temperature: 14.3°C
 Weather condition: Dry

Saturday 30.3.2013 16:00

started : 9 classified : 9 not classified : 0

Drivers	Team	Car	Lap	Best Time	Gap	Diff	Kph	Day Time
---------	------	-----	-----	-----------	-----	------	-----	----------

CLASS: PRO-AM CUP

Started: 3 Classified: 3 Not Classified: 0

1	12	N.Mayr-Melnhof/R.Rast	Belgian Audi Club Team WRT	Audi R8 LMS	2	1:26.091			16:15:39
2	14	C.Viera/C.Campanico	Novadrivier	Audi R8 LMS	3	1:26.862	0.771	0.083	16:16:36
3	35	L.Ordonez/A.Buncombe	Nissan GT Academy Team RJN	Nissan GT-R Nismo GT3	2	1:27.436	1.345	0.326	16:15:26

Publications Time:

Race Director:

Time Keeping:

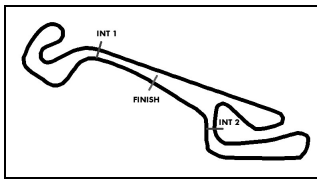
BLANCPAIN Timing

ver: 1.0

www.fiagtseries.com

Page 2/ 2 printed: 30.3.2013 16:22





FIA GT Series

Lap analysis Superpole

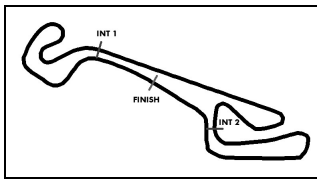


Provisional

Circuit Paul Armagnac Nogaro, Length: 3636 m
 Air temperature: 14.5°C
 Track temperature: 14.4°C
 Weather condition: Dry

Saturday 30.3.2013 16:00

Lap	Time	SE1	SP1	SE2	SP2	SE3	SP3	Lap	Time	SE1	SP1	SE2	SP2	SE3	SP3
0 Carlos Bueno, BRA/ Allam Khodair, BRA								theoretical besttime: 1:27.110							
1	3:06.518	2:09.710	156	27.807	126	29.001	203	3	1:27.110	31.503	163	27.070	130	28.537	203
2	1:27.547	31.673	163	27.148	125	28.726	204	4	1:54.416	36.665	128	35.342	97	42.409	
5 Anthony Kumpen, BEL/ Enzo Ide, BEL								theoretical besttime: 1:27.063							
1	1:57.253	52.196	123	36.381	101	29.376	205	3	1:29.483	31.541	167	26.856	127	31.086	201
2	1:27.474	31.483	167	27.267	125	28.724		4	1:55.381	35.950	152	36.874	96	42.557	
9 Sebastien Loeb, FRA/ Alvaro Parente, PRT								theoretical besttime: 1:26.202							
1	4:06.265	3:10.375	171	27.073	123	28.817	207	3	1:26.210	31.534	171	26.468	125	28.208	208
2	1:26.435	31.526	172	26.586	125	28.323	209	4	1:34.408	32.948	173	27.907	116	33.553	
10 Andreas Zuber, AUT/ Mike Parisy, FRA								theoretical besttime: 1:26.100							
1	4:18.887	3:21.864	166	28.271	122	28.752	207	3	1:26.100	31.340	173	26.409	134	28.351	207
2	1:27.264	31.346	173	27.261	127	28.657	208	4	1:36.115	32.612	165	29.121	114	34.382	
11 Stephane Ortelli, MCO/ Laurens Vanthoor, BEL								theoretical besttime: 1:26.754							
1	4:24.858	3:28.566	165	27.360	125	28.932	207	3	1:26.973	31.479	168	26.815	127	28.679	206
2	1:26.779	31.504	167	26.719	129	28.556	207	4	1:34.466	33.024	165	27.551	120	33.891	
12 Niki Mayr-Melnhof, AUT/ Rene Rast, DEU								theoretical besttime: 1:26.044							
1	3:13.091	2:17.037	164	27.441	123	28.613	205	3	1:26.723	31.535	166	26.674	129	28.514	203
2	1:26.091	31.155	164	26.721	130	28.215	207	4	1:35.150	33.146	164	28.167	118	33.837	
13 Frank Stippler, DEU/ Edward Sandstrom, SWE								theoretical besttime: 1:26.528							
1	3:33.550	2:36.866	166	27.474	107	29.210		3	1:26.528	31.567	167	26.654	120	28.307	206
2	1:27.698	31.832	166	27.085	112	28.781	207	4	1:38.426	32.329	167	26.858	126	39.239	
14 Carlos Viera, PRT/ Cesar Campanico, PRT								theoretical besttime: 1:26.822							
1	2:42.474	1:45.405		27.495	124	29.574	204	3	1:26.862	31.372	166	26.782	130	28.708	207
2	1:27.449	31.869	165	26.912	129	28.668	207	4	1:36.479	32.122	164	27.912	117	36.445	
35 Lucas Ordonez, ESP/ Alex Buncombe, GBR								theoretical besttime: 1:27.249							
1	2:58.745	2:00.251	165	28.410	116	30.084	205	3	1:27.701	31.587	165	27.367	124	28.747	206
2	1:27.436	31.738	166	26.921	128	28.777	206	4	1:32.433	31.581	165	27.154	132	33.698	



FIA GT Series

Start Grid Qualifying Race

Provisional

Amended
31.3.2013 - 8:24

Circuit Paul Armagnac Nogaro, Length: 3636 m
 Air temperature: 9.0°C
 Track temperature: 9.1°C
 Weather condition: Dry

Sunday 31.3.2013 14:15

POLE POSITION

12 Belgian Audi Club Team WRT Niki Mayr-Melnhof/ Rene Rast
13 Belgian Audi Club Team WRT Frank Stippler/ Edward Sandstrom
0 BMW Team Brazil Carlos Bueno/ Allam Khodair
5 Phoenix Racing Anthony Kumpen/ Enzo Ide
1 HTP Gravity Charouz Maximilian Buhk/ Alan Day
28 SMS Seyffarth Motorsport Karun Chandhok/ Jan Seyffarth
7 ACL by Rodrive Competicoes Matheus Stumpf/ Claudio Ricci
14 Novadriver Carlos Viera/ Cesar Campanico
6 Team India by BMW Team India Armaan Ebrahim/ Julien Jousse
16 Doerr Motorsport Daniel Keilwitz/ Niclas Kentenich
8 ACL by Rodrive Competicoes Raijan Mascarello/ Felipe Tozzo
51 AF Corse Fabio O dini/ Filip Salaquarda

- 1
- 2
- 3
- 4
- 5
- 6
- 7
- 8
- 9
- 10
- 11
- 12

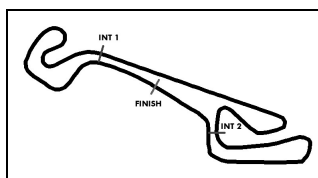
9 Sebastien Loeb Racing Sebastien Loeb/ Alvaro Parente
11 Belgian Audi Club Team WRT Stephane Ortelli/ Laurens Vanthoor
35 Nissan GT Academy Team RJN Lucas Ordenez/ Alex Buncombe
10 Sebastien Loeb Racing Andreas Zuber/ Mike Parisy
21 BMW Team Brazil Riccardo Zonta/ Sergio Jimenez
25 GRT Grasser Racing Team Dominik Baumann/ Hari Proczyk
2 HTP Gravity Charouz Serguei Afanasiev/ Alen Simonsen
32 Nissan GT Academy Team RJN Wolfgang Reip/ Mark Shulzhitskiy
31 SOFREV ASP by Jerome Policand Gerard Tonelli/ Fabien Barthez
30 SOFREV ASP by Jean-Luc Beaub Jean Luc Beaubelique/ Soheil Ayari
3 HTP Gravity Charouz Petr Charouz/ Jan Stovicek

Following stewards decision no. 9 - drop of 10 grid positions the car no. 14

Publications Time:

Race Director:

Time Keeping:



FIA GT Series

Results Qualifying Race



Provisional

Circuit Paul Armagnac Nogaro, Length: 3636 m

Air temperature: 16.8°C

Track temperature: 19.6°C

Weather condition: Dry

Sunday 31.3.2013 14:15

started : 23 classified : 19 not classified : 4

	Drivers	Team	Car	Laps	Total Time	Gap	Kph	Lap	Time	Kph
1	9 S.Loeb/ A.Parente	Sebastien Loeb Racing	McLaren MP4-12C	39	1:00:20.554		141.0	4	1:28.176	148.4
2	12 N.Mayr-Melnhof/ R.Rast	Belgian Audi Club Team WRT	Audi R8 LMS	39	1:00:25.877	5.323	140.8	4	1:28.178	148.4
3	1 M.Buhk /A.Day	HTP Gravity Charouz	Mercedes SLS AMG GT3	39	1:00:26.065	5.511	140.8	24	1:28.282	148.3
4	5 A.Kumpen /E.Ide	Phoenix Racing	Audi R8 LMS	39	1:00:45.811	25.257	140.0	38	1:29.226	146.7
5	14 C.Viera /C.Campanico	Novadrivier	Audi R8 LMS	39	1:00:46.482	25.928	140.0	24	1:28.863	147.3
6	28 K.Chandhok/ J.Seyffarth	SMS Seyffarth Motorsport	Mercedes SLS AMG GT3	39	1:01:01.642	41.088	139.4	6	1:28.933	147.2
7	0 C.Bueno/ A.Khodair	BMW Team Brazil	BMW E89 Z4	39	1:01:08.200	47.646	139.2	5	1:28.735	147.5
8	21 R.Zonta /S.Jimenez	BMW Team Brazil	BMW E89 Z4	39	1:01:09.832	49.278	139.1	25	1:29.494	146.3
9	7 M.Stumpf/C.Ricci	ACL by Rodrive Competicoes	Ford GT	39	1:01:19.406	58.852	138.7	24	1:28.890	147.3
10	10 A.Zuber/ M.Parisy	Sebastien Loeb Racing	McLaren MP4-12C	39	1:01:20.492	59.938	138.7	12	1:28.488	147.9
11	6 A.Ebrahim/ J.Jousse	Team India by BMW Team India	BMW E89 Z4	39	1:01:25.050	1:04.496	138.5	6	1:29.279	146.6
12	25 D.Baumann /H.Proczyk	GRT Grasser Racing Team	Lamborghini LP560-4	39	1:01:28.535	1:07.981	138.4	22	1:28.927	147.2
13	2 S.Afanasyev /A.Simonsen	HTP Gravity Charouz	Mercedes SLS AMG GT3	39	1:01:29.621	1:09.067	138.4	23	1:29.002	147.1
14	32 W.Reip /M.Shulzhitskiy	Nissan GT Academy Team RJN	Nissan GT-R Nismo GT3	39	1:01:39.698	1:19.144	138.0	22	1:29.166	146.8
15	31 G.Tonelli /F.Barthez	SOFREV ASP by Jerome Policand	Ferrari 458 Italia GT3	38	1:01:07.432	1 LAP	135.6	23	1:30.347	144.9
16	11 S.Ortelli/ L.Vanthoor	Belgian Audi Club Team WRT	Audi R8 LMS	38	1:01:11.883	1 LAP	135.5	6	1:28.988	147.1
17	8 R.Mascarello/ F.Tozzo	ACL by Rodrive Competicoes	Ford GT	37	1:00:38.189	2LAPS	133.1	6	1:31.706	142.7
18	3 P.Charouz/ J.Stovicek	HTP Gravity Charouz	Mercedes SLS AMG GT3	37	1:00:45.663	2LAPS	132.8	6	1:32.400	141.7
19	35 L.Ordonez/ A.Buncombe	Nissan GT Academy Team RJN	Nissan GT-R Nismo GT3	36	57:30.096	3LAPS	136.6	5	1:28.919	147.2
not classified										
16	D.Keilwitz /N.Kentenich	Doerr Motorsport	McLaren MP4-12C	18	28:45.683	21LAPS	136.5	5	1:30.036	145.4
13	F.Stippler/ E.Sandstrom	Belgian Audi Club Team WRT	Audi R8 LMS	17	26:47.468	22LAPS	138.4	6	1:28.458	148.0
30	J.Beaubelique/S.Ayari	SOFREV ASP by Jean-Luc Beaub	Ferrari 458 Italia GT3	1	2:00.914	38LAPS				
did not started										
51	F.Odini/F.Salaquarda	AF Corse	Ferrari 458 Italia GT3							

Fastest lap of the race. Car 9 driver Parente on lap 4. Time 1:28.176, average speed 148.4 km/h.

Publications Time:

Race Director:

Time Keeping:

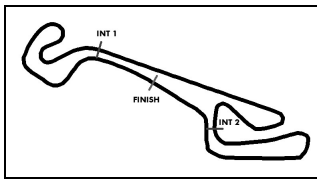
BLANCPAIN Timing

ver: 1.0

www.fiagtseries.com

Page 1/ 1 printed: 31.3.2013 15:18





FIA GT Series

Class results Qualifying Race



Provisional

Circuit Paul Armagnac Nogaro, Length: 3636 m
 Air temperature: 15.6°C
 Track temperature: 19.2°C
 Weather condition: Dry

Sunday 31.3.2013 14:15

started : 23 classified : 19 not classified : 4

Drivers	Team	Car	Laps	Time	Gap	Kph	Best Lap
---------	------	-----	------	------	-----	-----	----------

CLASS: PAM

Started: 9

Classified: 8

Not Classified: 1

1	12	Mayr-Melnhof/Rast	Belgian Audi Club Team WRT(Belgium)	Audi R8 LMS	39	1:00:25.877	5.323	140.8	1:28.178	4
2	14	Viera/Campanico	Novadriver(PRT)	Audi R8 LMS	39	1:00:46.482	25.928	140.0	1:28.863	24
3	7	Stumpf/Ricci	ACL by Rodrive Competicoes(PFR)	Ford GT	39	1:01:19.406	58.852	138.7	1:28.890	24
4	6	Ebrahim/Jousse	Team India by BMW Team India(INDIA)	BMW E89 Z4	39	1:01:25.050	1:04.496	138.5	1:29.279	6
5	25	Baumann/Proczyk	GRT Grasser Racing Team(AUT)	Lamborghini LP560-4	39	1:01:28.535	1:07.981	138.4	1:28.927	22
6	2	Afanasiev/Simonsen	HTP Gravity Charouz(DEU)	Mercedes SLS AMG GT3	39	1:01:29.621	1:09.067	138.4	1:29.002	23
7	32	Reip/Shulzhitskiy	Nissan GT Academy Team RJN(JPN)	Nissan GT-R Nismo GT3	39	1:01:39.698	1:19.144	138.0	1:29.166	22
8	35	Ordonez/Buncombe	Nissan GT Academy Team RJN(JPN)	Nissan GT-R Nismo GT3	36	57:30.096	3LAPS	136.6	1:28.919	5

not classified

30 Beaubelique/Ayari SOFREV ASP by Jean-Luc Beau Ferrari 458 Italia GT3 1 2:00.914 38LAPS

did not started

51 Odini/Salaquarda AF Corse(ITA) Ferrari 458 Italia GT3

Fastest lap of the class. Car 12 driver Rene Rast on lap 4. Time 1:28.178, average speed 148.4 km/h.

CLASS: PRO

Started: 10

Classified: 8

Not Classified: 2

1	9	Loeb/Parente	Sebastien Loeb Racing(FRA)	McLaren MP4-12C	39	1:00:20.554		141.0	1:28.176	4
2	1	Buhk/Day	HTP Gravity Charouz(DEU)	Mercedes SLS AMG GT3	39	1:00:26.065	5.511	140.8	1:28.282	24
3	5	Kumpen/Ide	Phoenix Racing(DEU)	Audi R8 LMS	39	1:00:45.811	25.257	140.0	1:29.226	38
4	28	Chandhok/Seyffarth	SMS Seyffarth Motorsport(DEU)	Mercedes SLS AMG GT3	39	1:01:01.642	41.088	139.4	1:28.933	6
5	0	Bueno/Khodair	BMW Team Brazil(BRA)	BMW E89 Z4	39	1:01:08.200	47.646	139.2	1:28.735	5
6	21	Zonta/Jimenez	BMW Team Brazil(BRA)	BMW E89 Z4	39	1:01:09.832	49.278	139.1	1:29.494	25
7	10	Zuber/Parisy	Sebastien Loeb Racing(FRA)	McLaren MP4-12C	39	1:01:20.492	59.938	138.7	1:28.488	12
8	11	Ortelli/Vanthoor	Belgian Audi Club Team WRT(Belgium)	Audi R8 LMS	38	1:01:11.883	1 LAP	135.5	1:28.988	6

not classified

16 Keilwitz/Kentenich Doerr Motorsport(DEU) McLaren MP4-12C 18 28:45.683 21LAPS 136.5 1:30.036 5

13 Stippler/Sandstrom Belgian Audi Club Team WRT(Belgium) Audi R8 LMS 17 26:47.468 22LAPS 138.4 1:28.458 6

Fastest lap of the class. Car 9 driver Alvaro Parente on lap 4. Time 1:28.176, average speed 148.4 km/h.

CLASS: GTR

Started: 3

Classified: 3

Not Classified: 0

1	31	Tonelli/Barthez	SOFREV ASP by Jerome Policar	Ferrari 458 Italia GT3	38	1:01:07.432	1 LAP	135.6	1:30.347	23
2	8	Mascarello/Tozzo	ACL by Rodrive Competicoes(PFR)	Ford GT	37	1:00:38.189	2LAPS	133.1	1:31.706	6
3	3	Charouz/Stovicek	HTP Gravity Charouz(CZE)	Mercedes SLS AMG GT3	37	1:00:45.663	2LAPS	132.8	1:32.400	6

Fastest lap of the class. Car 31 driver Gerard Tonelli on lap 4. Time 1:30.347, average speed 144.9 km/h.

Fastest lap of the race. Car 9 driver Parente on lap 4. Time 1:28.176, average speed 148.4 km/h.

Publications Time:

Race Director:

Time Keeping:

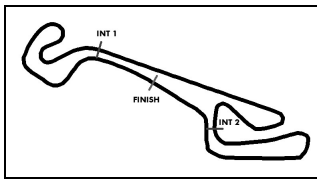
BLANCPAIN Timing

ver: 1.0

www.fiagtseries.com

Page 1/ 1 printed: 31.3.2013 15:22





FIA GT Series

Lap analysis Qualifying Race



Provisional

Circuit Paul Armagnac Nogaro, Length: 3636 m

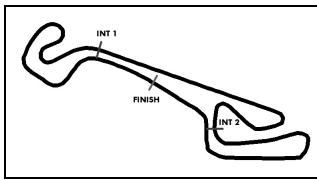
Air temperature: 16.8°C

Track temperature: 19.6°C

Weather condition: Dry

Sunday 31.3.2013 14:15

Lap	Time	SE1	SP1	SE2	SP2	SE3	SP3	Lap	Time	SE1	SP1	SE2	SP2	SE3	SP3
11	1:29.837	32.726	163	27.791	122	29.320	205	29	1:30.416	32.931	163	27.898	121	29.587	209
12	1:29.704	32.634	164	27.629	123	29.441	205	30	1:31.147	32.823	164	28.278	117	30.046	206
13	1:30.019	32.928	163	27.797	120	29.294	205	31	1:30.162	32.801	164	27.867	120	29.494	206
14	1:29.963	32.809	164	27.654	122	29.500	204	32	1:30.510	32.803	165	27.921	119	29.786	207
15	1:29.904	32.739	164	27.761	121	29.404	205	33	1:30.285	32.740	164	27.936	123	29.609	208
16	1:30.037	32.626	165	27.730	124	29.681	203	34	1:30.850	32.839	165	28.208	120	29.803	207
17	1:29.806	32.706	164	27.607	125	29.493	205	35	1:31.456	33.243	164	28.179	111	30.034	206
18	1:33.322	32.981	164	27.710	125	32.631		36	2:18.978	33.089	165	46.678	72	59.211	



FIA GT Series

Start Grid Main Race

Official



Circuit Paul Armagnac Nogaro, Length: 3636 m

Air temperature: 8.4°C

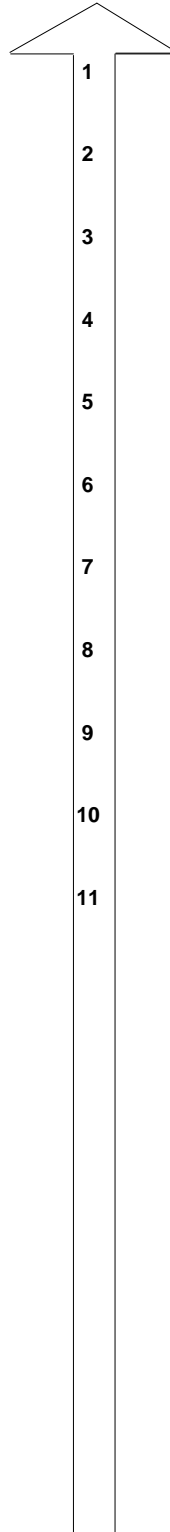
Track temperature: 8.6°C

Weather condition: Dry

Monday 1.4.2013 14:15

POLE POSITION

9 Sebastien Loeb Racing Sebastien Loeb/ Alvaro Parente	1
1 HTP Gravity Charouz Maximilian Buhk/ Alan Day	3
14 Novadrivier Carlos Viera/ Cesar Campanico	5
0 BMW Team Brazil Carlos Bueno/ Allam Khodair	7
7 ACL by Rodrive Competicoes Matheus Stumpf/ Claudio Ricci	9
25 GRT Grasser Racing Team Dominik Baumann/ Hari Proczyk	11
32 Nissan GT Academy Team RJN Wolfgang Reip/ Mark Shulzhitskiy	13
31 SOFREV ASP by Jerome Policand Gerard Tonelli/ Fabien Barthez	15
8 ACL by Rodrive Competicoes Raijan Mascarello/ Felipe Tozzo	17
35 Nissan GT Academy Team RJN Lucas Ordonez/ Alex Buncombe	19
13 Belgian Audi Club Team WRT Frank Stippler/ Edward Sandstrom	21

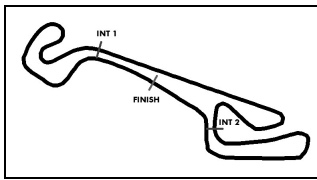


12 Belgian Audi Club Team WRT Niki Mayr-Melnhof/ Rene Rast	2
5 Phoenix Racing Anthony Kumpen/ Enzo Ide	4
28 SMS Seyffarth Motorsport Karun Chandhok/ Jan Seyffarth	6
21 BMW Team Brazil Riccardo Zonta/ Sergio Jimenez	8
10 Sebastien Loeb Racing Andreas Zuber/ Mike Parisy	10
2 HTP Gravity Charouz Serguei Afanasiev/ Alen Simonsen	12
6 Team India by BMW Team India Armaan Ebrahim/ Julien Jousse	14
11 Belgian Audi Club Team WRT Stephane Ortelli/ Laurens Vanthoor	16
3 HTP Gravity Charouz Petr Charouz/ Jan Stovicek	18
16 Doerr Motorsport Daniel Keilwitz/ Niclas Kantenich	20
30 SOFREV ASP by Jean-Luc Beaubert Jean Luc Beaubert/ Soheil Ayari	22

Steward:

Steward:

Steward:



FIA GT Series

Result List Main Race



Official

Circuit Paul Armagnac Nogaro, Length: 3636 m
 Air temperature: 13.2°C
 Track temperature: 12.7°C
 Weather condition: Wet

Monday 1.4.2013 14:15

started : 22 classified : 22 not classified : 0

	Cl.	Drivers	Team	Car	Laps	Total Time	Gap	Kph	Lap	Time	Kph
1	13	PRO F.Stippler/E.Sandstrom	Belgian Audi Club Team WRT	Audi R8 LMS	35	1:00:25.029		126.4	22	1:37.559	134.2
2	11	PRO S.Ortelli/L.Vanthoor	Belgian Audi Club Team WRT	Audi R8 LMS	35	1:00:33.070	8.041	126.1	24	1:37.213	134.6
3	1	PRO M.Buhk/A.Day	HTP Gravity Charouz	Mercedes SLS AMG GT3	35	1:00:33.979	8.950	126.1	15	1:38.435	133.0
4	5	PRO A.Kumpen/E.Ide	Phoenix Racing	Audi R8 LMS	35	1:00:35.114	10.085	126.0	23	1:37.815	133.8
5	14	PAM C.Viera/C.Campanico	Novadrivier	Audi R8 LMS	35	1:00:40.277	15.248	125.9	23	1:38.166	133.3
6	12	PAM N.Mayr-Melnhof/R.Rast	Belgian Audi Club Team WRT	Audi R8 LMS	35	1:00:43.079	18.050	125.8	25	1:37.630	134.1
7	35	PAM L.Ordenez/A.Buncombe	Nissan GT Academy Team RJN	Nissan GT-R Nismo GT3	35	1:00:43.666	18.637	125.7	20	1:37.689	134.0
8	25	PAM D.Baumann/H.Proczyk	GRT Grasser Racing Team	Lamborghini LP560-4	35	1:00:56.467	31.438	125.3	26	1:37.992	133.6
9	0	PRO C.Bueno/A.Khodair	BMW Team Brazil	BMW E89 Z4	35	1:00:59.628	34.599	125.2	25	1:38.919	132.3
10	28	PRO K.Chandhok/J.Seyffarth	SMS Seyffarth Motorsport	Mercedes SLS AMG GT3	35	1:01:00.085	35.056	125.2	23	1:37.972	133.6
11	10	PRO A.Zuber/M.Parisy	Sebastien Loeb Racing	McLaren MP4-12C	35	1:01:01.436	36.407	125.1	26	1:38.867	132.4
12	9	PRO S.Loeb/A.Parente	Sebastien Loeb Racing	McLaren MP4-12C	35	1:01:06.064	41.035	125.0	6	1:37.872	133.7
13	21	PRO R.Zonta/S.Jimenez	BMW Team Brazil	BMW E89 Z4	35	1:01:18.610	53.581	124.5	33	1:39.185	132.0
14	32	PAM W.Reip/M.Shulzhitskiy	Nissan GT Academy Team RJN	Nissan GT-R Nismo GT3	35	1:01:33.540	1:08.511	124.0	34	1:39.421	131.7
15	7	PAM M.Stumpf/C.Ricci	ACL by Rodrive Competicoes	Ford GT	35	1:01:40.189	1:15.160	123.8	25	1:39.303	131.8
16	2	PAM S.Afanasiev/A.Simonsen	HTP Gravity Charouz	Mercedes SLS AMG GT3	35	1:01:48.699	1:23.670	123.5	24	1:38.510	132.9
17	16	PRO D.Keilwitz/N.Kentenich	Doerr Motorsport	McLaren MP4-12C	35	1:01:49.422	1:24.393	123.5	23	1:39.533	131.5
18	6	PAM A.Ebrahim/J.Jousse	Team India by BMW Team India	BMW E89 Z4	34	1:00:22.755	1 LAP	122.8	17	1:39.825	131.1
19	30	PAM J.Beabelique/S.Ayari	SOFREV ASP by Jean-Luc Beabe	Ferrari 458 Italia GT3	34	1:00:26.548	1 LAP	122.7	21	1:39.311	131.8
20	31	GTR G.Tonelli/F.Barthez	SOFREV ASP by Jerome Policand	Ferrari 458 Italia GT3	34	1:01:13.411	1 LAP	121.2	31	1:41.183	129.4
21	3	GTR P.Charouz/J.Stovicek	HTP Gravity Charouz	Mercedes SLS AMG GT3	33	1:00:22.509	2LAPS	119.2	9	1:41.619	128.8
22	8	GTR R.Mascarello/F.Tozzo	ACL by Rodrive Competicoes	Ford GT	33	1:01:42.159	2LAPS	116.7	32	1:40.633	130.1

Fastest lap of the race. Car 11 driver Vanthoor on lap 24. Time 1:37.213, average speed 134.6 km/h.

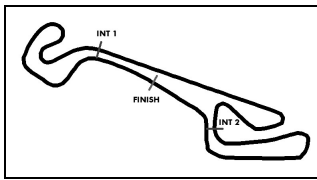
Following stewards decision no. 32 - 30s penalty for the car no. 12

Following stewards decision no. 34 - 30s penalty for the car no. 9

Steward:

Steward:

Steward:



FIA GT Series

Class results Main Race



Official

Circuit Paul Armagnac Nogaro, Length: 3636 m
Air temperature: 13.2°C
Track temperature: 12.6°C
Weather condition: Wet

Monday 1.4.2013 14:15

started : 22 classified : 22 not classified : 0

	Drivers	Team	Car	Laps	Time	Gap	Kph	Best Lap	Lap	
CLASS: PAM										
Started: 9 Classified: 9 Not Classified: 0										
1	14	Viera/Campanico	Novadriver(PRT)	Audi R8 LMS	35	1:00:40.277	15.248	125.9	1:38.166	23
2	12	Mayr-Melnhof/Rast	Belgian Audi Club Team WRT(Bi	Audi R8 LMS	35	1:00:43.079	18.050	125.8	1:37.630	25
3	35	Ordonez/Buncombe	Nissan GT Academy Team RJN(Nissan GT-R Nismo GT3	35	1:00:43.666	18.637	125.7	1:37.689	20
4	25	Baumann/Proczyk	GRT Grasser Racing Team(AUT	Lamborghini LP560-4	35	1:00:56.467	31.438	125.3	1:37.992	26
5	32	Reip/Shulzhitskiy	Nissan GT Academy Team RJN(Nissan GT-R Nismo GT3	35	1:01:33.540	1:08.511	124.0	1:39.421	34
6	7	Stumpf/Ricci	ACL by Rodrive Competicoes(PF	Ford GT	35	1:01:40.189	1:15.160	123.8	1:39.303	25
7	2	Afanasiev/Simonsen	HTP Gravity Charouz(DEU)	Mercedes SLS AMG GT3	35	1:01:48.699	1:23.670	123.5	1:38.510	24
8	6	Ebrahim/Jousse	Team India by BMW Team India(BMW E89 Z4	34	1:00:22.755	1 LAP	122.8	1:39.825	17
9	30	Beaubelique/Ayari	SOFREV ASP by Jean-Luc Beau	Ferrari 458 Italia GT3	34	1:00:26.548	1 LAP	122.7	1:39.311	21

Fastest lap of the class. Car 12 driver Rene Rast on lap 24. Time 1:37.630, average speed 134.1 km/h.

CLASS: PRO

	Drivers	Team	Car	Laps	Time	Gap	Kph	Best Lap	Lap	
Started: 10 Classified: 10 Not Classified: 0										
1	13	Stippler/Sandstrom	Belgian Audi Club Team WRT(Bi	Audi R8 LMS	35	1:00:25.029		126.4	1:37.559	22
2	11	Ortelli/Vanthoor	Belgian Audi Club Team WRT(Bi	Audi R8 LMS	35	1:00:33.070	8.041	126.1	1:37.213	24
3	1	Buhk/Day	HTP Gravity Charouz(DEU)	Mercedes SLS AMG GT3	35	1:00:33.979	8.950	126.1	1:38.435	15
4	5	Kumpen/Ide	Phoenix Racing(DEU)	Audi R8 LMS	35	1:00:35.114	10.085	126.0	1:37.815	23
5	0	Bueno/Khodair	BMW Team Brazil(BRA)	BMW E89 Z4	35	1:00:59.628	34.599	125.2	1:38.919	25
6	28	Chandhok/Seyffarth	SMS Seyffarth Motorsport(DEU)	Mercedes SLS AMG GT3	35	1:01:00.085	35.056	125.2	1:37.972	23
7	10	Zuber/Parisy	Sebastien Loeb Racing(FRA)	McLaren MP4-12C	35	1:01:01.436	36.407	125.1	1:38.867	26
8	9	Loeb/Parente	Sebastien Loeb Racing(FRA)	McLaren MP4-12C	35	1:01:06.064	41.035	125.0	1:37.872	6
9	21	Zonta/Jimenez	BMW Team Brazil(BRA)	BMW E89 Z4	35	1:01:18.610	53.581	124.5	1:39.185	33
10	16	Keilwitz/Kentenich	Doerr Motorsport(DEU)	McLaren MP4-12C	35	1:01:49.422	1:24.393	123.5	1:39.533	23

Fastest lap of the class. Car 11 driver Laurens Vanthoor on lap 24. Time 1:37.213, average speed 134.6 km/h.

CLASS: GTR

	Drivers	Team	Car	Laps	Time	Gap	Kph	Best Lap	Lap	
Started: 3 Classified: 3 Not Classified: 0										
1	31	Tonelli/Barthez	SOFREV ASP by Jerome Policar	Ferrari 458 Italia GT3	34	1:01:13.411	1 LAP	121.2	1:41.183	31
2	3	Charouz/Stovicek	HTP Gravity Charouz(CZE)	Mercedes SLS AMG GT3	33	1:00:22.509	2LAPS	119.2	1:41.619	9
3	8	Mascarello/Tozzo	ACL by Rodrive Competicoes(PF	Ford GT	33	1:01:42.159	2LAPS	116.7	1:40.633	32

Fastest lap of the class. Car 8 driver Felipe Tozzo on lap 24. Time 1:40.633, average speed 130.1 km/h.

Fastest lap of the race. Car 11 driver Vanthoor on lap 24. Time 1:37.213, average speed 134.6 km/h.

Following stewards decision no. 32 - 30s penalty for the car no. 12

Following stewards decision no. 34 - 30s penalty for the car no. 9

Steward:

Steward:

Steward: