

FIA GT Series

Results Free Practice 1



Provisional

Circuit Zolder, Length: 4004 m
Air temperature: 11.4°C
Track temperature: 12.9°C
Weather condition: Dry

Friday 19.4.2013 10:00

started : 22 classified : 22 not classified : 0

	Drivers	Team	Car	Lap	Best Time	Gap	Diff	Kph	Day Time
1	11 S.Ortelli/L.Vanthoor	Belgian Audi Club Team WRT	Audi R8 LMS	33	1:30.761				11:09:08
2	9 S.Loeb/A.Parente	Sebastien Loeb Racing	McLaren MP4-12C	8	1:31.240	0.479	0.479		10:39:57
3	1 A.Day/M.Buhk	HTP Gravity Charouz	Mercedes SLS AMG GT3	5	1:31.344	0.583	0.104		10:13:49
4	13 E.Sandstrom/F.Stippler	Belgian Audi Club Team WRT	Audi R8 LMS	28	1:31.459	0.698	0.115		10:59:17
5	5 E.Ide/A.Kumpen	Phoenix Racing	Audi R8 LMS	29	1:31.734	0.973	0.275		11:15:43
6	6 A.Ebrahim/J.Jousse	Team India by BMW Team India	BMW E89 Z4	25	1:31.833	1.072	0.099		11:07:43
7	2 A.Simonsen/S.Afanasiev	HTP Gravity Charouz	Mercedes SLS AMG GT3	7	1:31.869	1.108	0.036		10:15:58
8	24 P.Kox/S.Rosina	Lamborghini Blancpain Reiter	Lamborghini LP560-4	16	1:31.879	1.118	0.010		10:43:46
9	12 N.Mayr-Melnhof/R.Rast	Belgian Audi Club Team WRT	Audi R8 LMS	24	1:32.012	1.251	0.133		10:54:06
10	25 H.Proczyk/D.Baumann	GRT Grasser Racing Team	Lamborghini LP560-4	9	1:32.197	1.436	0.185		10:22:52
11	10 A.Zuber/M.Parisy	Sebastien Loeb Racing	McLaren MP4-12C	25	1:32.317	1.556	0.120		11:04:51
12	14 C.Viera/C.Campanico	Novadrivier	Audi R8 LMS	14	1:32.326	1.565	0.009		10:36:09
13	35 L.Ordonez/A.Buncombe	Nissan GT Academy Team RJN	Nissan GT-R Nismo GT3	10	1:32.434	1.673	0.108		10:31:58
14	0 A.Khodair/C.Bueno	BMW Team Brazil	BMW E89 Z4	12	1:32.469	1.708	0.035		10:25:56
15	28 J.Seyffarth/K.Chandhok	SMS Seyffarth Motorsport	Mercedes SLS AMG GT3	9	1:32.491	1.730	0.022		10:24:45
16	21 R.Zonta/S.Jimenez	BMW Team Brazil	BMW E89 Z4	8	1:32.543	1.782	0.052		10:52:51
17	51 F.Salaquarda/F.Odini	AF Corse	Ferrari 458 Italia GT3	11	1:32.733	1.972	0.190		10:23:35
18	7 C.Ricci/M.Stumpf	ACL by Rodrive Competicoes	Ford GT	26	1:33.338	2.577	0.605		11:14:05
19	29 D.Rosa/P.Bonifacio	SMS Seyffarth Motorsport	Mercedes SLS AMG GT3	10	1:33.458	2.697	0.120		10:28:23
20	8 R.Mascarello/F.Tozzo	ACL by Rodrive Competicoes	Ford GT	16	1:34.139	3.378	0.681		10:37:14
21	32 M.Shulzhitskiy/W.Reip	Nissan GT Academy Team RJN	Nissan GT-R Nismo GT3	13	1:34.211	3.450	0.072		10:30:18
22	3 J.Stovicek/P.Charouz	HTP Gravity Charouz	Mercedes SLS AMG GT3	34	1:36.851	6.090	2.640		11:09:53

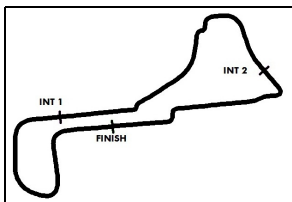
Qualifying Time: 1:48.913 Percent: 120%

Publications Time:

Race Director:

Time Keeping:





FIA GT Series

Class results Free Practice 1



Provisional

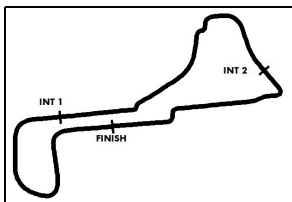
Circuit Zolder, Length: 4004 m
Air temperature: 11.4°C
Track temperature: 12.9°C
Weather condition: Dry

Friday 19.4.2013 10:00

started : 22 classified : 22 not classified : 0

Drivers	Team	Car	Lap	Best Time	Gap	Diff	Kph	Day Time
CLASS: PRO CUP								
Started: 11			Classified: 11			Not Classified: 0		
1 11	S.Ortelli/L.Vanthoor	Belgian Audi Club Team WRT	Audi R8 LMS	33	1:30.761			11:09:08
2 9	S.Loeb/A.Parente	Sebastien Loeb Racing	McLaren MP4-12C	8	1:31.240	0.479	0.479	10:39:57
3 1	A.Day/M.Buhk	HTP Gravity Charouz	Mercedes SLS AMG GT3	5	1:31.344	0.583	0.104	10:13:49
3 12	N.Mayr-Melnhof/R.Rast	Belgian Audi Club Team WRT	Audi R8 LMS	24	1:32.012	1.251	0.133	10:54:06
4 13	E.Sandstrom/F.Stippler	Belgian Audi Club Team WRT	Audi R8 LMS	28	1:31.459	0.698	0.115	10:59:17
5 5	E.Ide/A.Kumpen	Phoenix Racing	Audi R8 LMS	29	1:31.734	0.973	0.275	11:15:43
6 24	P.Kox/S.Rosina	Lamborghini Blancpain Reiter	Lamborghini LP560-4	16	1:31.879	1.118	0.010	10:43:46
7 10	A.Zuber/M.Parisy	Sebastien Loeb Racing	McLaren MP4-12C	25	1:32.317	1.556	0.120	11:04:51
8 0	A.Khodair/C.Bueno	BMW Team Brazil	BMW E89 Z4	12	1:32.469	1.708	0.035	10:25:56
9 28	J.Seyffarth/K.Chandhok	SMS Seyffarth Motorsport	Mercedes SLS AMG GT3	9	1:32.491	1.730	0.022	10:24:45
10 21	R.Zonta/S.Jimenez	BMW Team Brazil	BMW E89 Z4	8	1:32.543	1.782	0.052	10:52:51





FIA GT Series

Class results Free Practice 1



Provisional

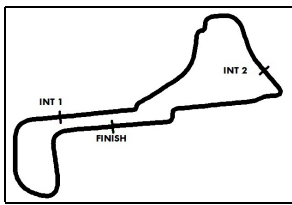
Circuit Zolder, Length: 4004 m
 Air temperature: 11.4°C
 Track temperature: 12.9°C
 Weather condition: Dry

Friday 19.4.2013 10:00

started : 22 classified : 22 not classified : 0

Drivers	Team	Car	Lap	Best Time	Gap	Diff	Kph	Day Time
CLASS: PRO-AM CUP								
Started: 8			Classified: 8			Not Classified: 0		
1 6 A.Ebrahim/J.Jousse	Team India by BMW Team India	BMW E89 Z4	25	1:31.833	1.072	0.099		11:07:43
2 2 A.Simonsen/S.Afanasiev	HTP Gravity Charouz	Mercedes SLS AMG GT3	7	1:31.869	1.108	0.036		10:15:58
4 25 H.Proczyk/D.Baumann	GRT Grasser Racing Team	Lamborghini LP560-4	9	1:32.197	1.436	0.185		10:22:52
5 14 C.Viera/C.Campanico	Novadriver	Audi R8 LMS	14	1:32.326	1.565	0.009		10:36:09
6 35 L.Ordonez/A.Buncombe	Nissan GT Academy Team RJN	Nissan GT-R Nismo GT3	10	1:32.434	1.673	0.108		10:31:58
7 51 F.Salaquarda/F.Odini	AF Corse	Ferrari 458 Italia GT3	11	1:32.733	1.972	0.190		10:23:35
8 7 C.Ricci/M.Stumpf	ACL by Rodrive Competicoes	Ford GT	26	1:33.338	2.577	0.605		11:14:05
9 32 M.Shulzhitskiy/W.Reip	Nissan GT Academy Team RJN	Nissan GT-R Nismo GT3	13	1:34.211	3.450	0.072		10:30:18





FIA GT Series

Class results Free Practice 1



Provisional

Circuit Zolder, Length: 4004 m
 Air temperature: 11.4°C
 Track temperature: 12.9°C
 Weather condition: Dry

Friday 19.4.2013 10:00

started : 22 classified : 22 not classified : 0

Drivers	Team	Car	Lap	Best Time	Gap	Diff	Kph	Day Time
CLASS: GENTLEMEN TROPHY								
Started: 3			Classified: 3			Not Classified: 0		
1 29 D.Rosa/P.Bonifacio	SMS Seyffarth Motorsport	Mercedes SLS AMG GT3	10	1:33.458	2.697	0.120		10:28:23
2 8 R.Mascarello/F.Tozzo	ACL by Rodrive Competicoes	Ford GT	16	1:34.139	3.378	0.681		10:37:14
3 3 J.Stovicek/P.Charouz	HTP Gravity Charouz	Mercedes SLS AMG GT3	34	1:36.851	6.090	2.640		11:09:53

Percent: 120%

Publications Time:

Race Director:

Time Keeping:

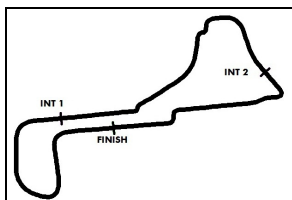
BLANCPAIN Timing

ver: 1.0

www.fiagtseries.com

Page 3/ 3 printed: 19.4.2013 11:26





FIA GT Series

Lap analysis Free Practice 1



Belgium
20-21 April 2013

Provisional

Circuit Zolder, Length: 4004 m

Air temperature: 11.4°C

Track temperature: 12.9°C

Weather condition: Dry

Friday 19.4.2013 10:00

Lap	Time	SE1	SP1	SE2	SP2	SE3	SP3	Lap	Time	SE1	SP1	SE2	SP2	SE3	SP3
10	1:32.992	29.656	198	34.431	208	28.905	201	29	1:31.556	29.232	200	33.600	209	28.724	201
11	1:32.493	29.497	198	34.172	208	28.824	205	30	1:31.774	29.562	196	33.738	210	28.474	202
12	1:39.533	29.702	195	34.443	208	35.388		31	1:32.407	29.491	198	34.258	208	28.658	202
13	4:16.736	3:05.637	170	41.755	198	29.344	199	32	1:32.169	29.391	197	34.163	208	28.615	208
14	1:32.796	29.466	197	34.229	208	29.101	203	33	1:31.671	29.473	198	33.625	210	28.573	208
15	1:32.747	29.645	194	34.256	207	28.846	202	34	1:40.092	29.989	195	35.492	206	34.611	
16	1:34.036	29.877	196	34.555	205	29.604	203	35	7:44.098	6:27.576	179	41.198	186	35.324	203
17	1:32.776	29.688	197	34.163	207	28.925	199	36	1:39.561	32.103	193	37.281	200	30.177	197
18	1:39.654	29.725	196	34.834	205	35.095		37	1:47.199	30.887	193	37.549	199	38.763	
19	4:36.937	3:32.211	191	35.652	202	29.074	200								

14 Carlos Viera, PRT/ Cesar Campanico, PRT

theoretical besttime: 1:31.982

1	2:24.628	1:07.240	145	42.935	151	34.453	193	20	1:32.855	29.678	194	34.014	207	29.163	202
2	1:51.124	32.336	187	37.025	196	41.763		21	1:32.602	29.902	194	33.939	207	28.761	201
3	4:41.413	3:35.141	187	36.918	199	29.354	202	22	1:33.262	30.046	182	34.292	208	28.924	201
4	1:34.390	30.606	191	34.662	206	29.122	201	23	1:38.613	29.818	195	34.193	207	34.602	
5	1:32.797	29.987	195	34.133	208	28.677	203	24	4:37.152	3:26.745	153	40.204	196	30.203	199
6	1:32.853	30.209	193	33.904	208	28.740	202	25	1:34.724	30.595	191	34.984	204	29.145	202
7	1:42.787	30.063	196	33.837	208	38.887		26	1:34.297	30.714	189	34.550	204	29.033	202
8	8:28.046	7:24.463	191	34.641	205	28.942	201	27	1:33.176	29.977	192	34.256	204	28.943	203
9	1:32.764	29.775	195	34.017	207	28.972	200	28	1:36.322	30.583	175	36.641	204	29.098	202
10	1:32.878	30.007	193	34.185	207	28.686	202	29	1:33.175	29.958	192	34.308	205	28.909	202
11	1:32.852	29.641	195	34.253	208	28.958	202	30	1:33.188	29.949	192	34.352	206	28.887	202
12	1:32.481	29.734	193	34.032	208	28.715	203	31	1:43.546	30.536	188	36.889	201	36.121	
13	1:38.257	29.961	195	36.887	184	31.409	203	32	4:53.803	3:46.694	181	37.348	197	29.761	202
14	1:32.326	29.700	195	33.784	209	28.842	201	33	1:33.530	30.162	191	34.355	206	29.013	203
15	1:32.425	29.866	194	34.002	208	28.557	203	34	1:34.156	29.976	192	34.323	205	29.857	201
16	1:38.294	29.774	194	33.969	207	34.551		35	1:33.703	29.781	193	34.081	206	29.841	203
17	8:52.739	7:48.224	191	34.768	205	29.747	200	36	1:32.804	29.729	194	34.058	206	29.017	204
18	1:33.715	30.057	195	34.011	208	29.647	191	37		31.610	187				
19	1:33.043	30.147	195	34.197	206	28.699	202								

21 Riccardo Zonta, BRA/ Sergio Jimenez, BRA

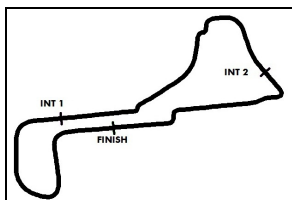
theoretical besttime: 1:32.292

1	35:15.387	33:43.188	142	46.481	156	45.718		12	1:32.609	29.554	195	33.947	207	29.108	198
2	2:18.924	55.761	168	40.675	171	42.488		13	1:40.009	29.880	193	34.681	205	35.448	
3	4:24.248	3:14.256	183	39.452	192	30.540	197	14	3:37.073	2:25.821	184	39.612	164	31.640	197
4	1:37.156	31.592	191	36.015	202	29.549	197	15	1:39.329	30.868	190	35.668	200	32.793	199
5	1:34.677	30.347	195	35.002	205	29.328	198	16	1:34.255	30.137	192	35.112	202	29.006	199
6	1:33.186	29.764	196	34.470	205	28.952	199	17	1:33.472	30.006	193	34.436	205	29.030	200
7	1:35.291	30.474	193	35.225	200	29.592	200	18	1:33.190	29.765	194	34.482	204	28.943	201
8	1:32.543	29.402	197	34.177	204	28.964	201	19	1:57.314	31.231	120	44.312	145	41.771	
9	1:43.540	30.226	192	36.800	196	36.514		20	6:43.609	5:40.164	191	34.478	204	28.967	200
10	4:28.184	3:18.982	194	39.775	193	29.427	199	21	1:49.397	29.542	196	34.218	205	45.637	
11	1:33.084	29.781	195	34.114	206	29.189	198								

24 Peter Kox, NLD/ Stefan Rosina, SVK

theoretical besttime: 1:31.718

1	3:09.868	1:46.493	167	42.191	171	41.184		18	13:12.974	12:03.494	187	39.119	201	30.361	200
2	8:49.686	7:33.392	177	38.693	186	37.601		19	1:36.188	31.044	193	35.840	203	29.304	201
3	2:13.947	1:06.965	187	37.608	200	29.374	202	20	1:33.965	30.214	196	34.763	205	28.988	202
4	1:33.976	30.362	198	34.698	206	28.916	200	21	1:35.016	30.218	197	35.213	205	29.585	201
5	1:32.899	29.654	200	34.541	206	28.704	201	22	1:36.131	30.159	196	36.145	193	29.827	203
6	1:32.604	29.452	200	34.261	206	28.891	200	23	1:32.937	29.813	198	34.260	205	28.864	202
7	1:32.545	29.646	198	34.367	207	28.532	202	24	1:33.989	30.024	191	34.574	207	29.391	201
8	1:32.702	29.587	199	34.210	208	28.905	202	25	1:32.757	29.697	197	34.220	207	28.840	202
9	1:41.367	30.211	195	35.747	204	35.409		26	1:32.713	29.664	197	34.179	207	28.870	202
10	4:40.093	3:31.905	194	39.098	204	29.090	203	27	1:36.378	31.581	195	35.843	207	28.954	205
11	1:33.312	29.848	199	34.833	207	28.631	204	28	1:32.871	29.912	197	34.171	207	28.788	204
12	1:32.864	29.769	198	34.468	208	28.627	205	29	1:36.444	31.432	195	35.624	205	29.388	204
13	1:40.846	30.210	190	34.663	208	35.973		30	1:33.143	29.884	197	34.340	208	28.919	202
14	4:34.907	3:30.978	197	35.013	207	28.916	203	31	1:33.229	29.879	197	34.503	208	28.847	203
15	1:32.900	29.507	198	35.024	208	28.369	204	32	1:32.685	29.792	198	34.063	208	28.830	203
16	1:31.879	29.407	200	33.942	209	28.530	203	33	1:32.516	29.694	198	33.960	208	28.862	205



FIA GT Series

Lap analysis Free Practice 1



Belgium
20-21 April 2013

Provisional

Circuit Zolder, Length: 4004 m

Air temperature: 11.4°C

Track temperature: 12.9°C

Weather condition: Dry

Friday 19.4.2013 10:00

Lap	Time	SE1	SP1	SE2	SP2	SE3	SP3	Lap	Time	SE1	SP1	SE2	SP2	SE3	SP3
17	1:37.911	29.443	200	34.067	207	34.401		34	1:45.124	30.717	195	34.884	207	39.523	

25 Hari Proczyk, AUT/ Dominik Baumann, AUT

theoretical besttime: 1:32.110

1	2:37.817	58.226	178	48.645	139	50.946		19	1:32.238	29.691	200	34.089	209	28.458	206
2	3:28.582	1:45.804	120	55.901	122	46.877		20	1:33.224	29.638	201	34.401	208	29.185	207
3	2:42.456	1:13.661	118	47.782	146	41.013		21	1:32.505	29.673	202	34.188	210	28.644	206
4	3:14.161	2:05.910	186	38.279	195	29.972	202	22	1:39.739	30.077	201	34.536	209	35.126	
5	1:36.930	31.445	182	36.562	203	28.923	204	23	7:55.550	6:50.013	184	36.754	205	28.783	206
6	1:34.614	30.552	196	35.152	206	28.910	204	24	1:35.310	30.499	198	35.150	206	29.661	203
7	1:33.430	30.031	200	34.664	207	28.735	203	25	1:48.055	35.346	190	35.657	204	37.052	
8	1:32.787	29.958	198	34.276	207	28.553	205	26	2:22.766	1:19.113	195	34.984	204	28.669	206
9	1:32.197	29.672	200	34.100	208	28.425	205	27	1:33.339	29.772	199	34.971	203	28.596	204
10	1:42.658	30.533	196	36.164	205	35.961		28	1:45.830	29.781	199	34.110	208	41.939	
11	5:24.848	4:15.181	152	39.841	201	29.826	205	29	4:13.967	3:08.983	193	35.883	204	29.101	206
12	1:34.444	30.509	198	35.068	209	28.867	206	30	1:33.302	29.928	199	34.553	206	28.821	205
13	1:32.946	30.164	200	34.298	210	28.484	207	31	1:32.543	29.718	200	34.197	207	28.628	206
14	1:34.813	31.474	197	34.514	208	28.825	207	32	1:43.626	31.484	189	36.477	198	35.665	
15	1:33.330	29.929	200	34.430	208	28.971	206	33	3:06.968	1:58.353	184	37.031	203	31.584	205
16	1:41.350	29.948	200	35.274	209	36.128		34	1:36.932	30.766	197	35.016	209	31.150	206
17	6:19.301	5:08.477	191	41.640	203	29.184	204	35	1:33.207	30.146	201	34.427	209	28.634	208
18	1:32.497	29.988	200	34.047	209	28.462	206	36		30.625	199				

28 Jan Seyffarth, DEU/ Karun Chandhok, IND

theoretical besttime: 1:32.215

1	3:45.129	2:37.556	191	36.138	173	31.435	203	14	17:15.472	16:00.661	177	43.446	195	31.365	202
2	1:34.062	30.457	199	34.277	209	29.328	204	15	1:36.729	31.614	193	35.442	204	29.673	204
3	1:32.555	29.856	195	33.797	210	28.902	204	16	1:43.266	30.232	195	34.943	206	38.091	202
4	1:32.654	29.602	197	33.994	209	29.058	205	17	1:35.624	30.936	195	34.917	205	29.771	204
5	1:32.574	29.516	196	33.929	206	29.129	203	18	1:33.839	30.281	195	34.541	206	29.017	205
6	1:41.960	30.027	194	34.040	210	37.893		19	1:55.154	33.462	189	37.888	151	43.804	
7	7:00.771	5:57.097	196	34.460	209	29.214	204	20	7:06.538	5:52.417	158	42.063	200	32.058	204
8	1:33.104	29.775	188	34.394	210	28.935	205	21	1:34.168	30.581	193	34.352	206	29.235	203
9	1:32.491	29.529	199	34.025	209	28.937	203	22	1:41.848	30.161	195	36.436	190	35.251	203
10	1:38.693	29.690	197	34.109	208	34.894		23	1:34.013	30.354	195	34.329	207	29.330	205
11	5:47.124	4:43.693	194	34.166	209	29.265	204	24	2:01.290	34.923	159	43.807	144	42.560	
12	1:32.750	29.896	198	33.875	208	28.979	204	25	9:07.023	7:59.631	191	35.585	205	31.807	205
13	1:40.846	30.524	197	35.067	207	35.255		26		30.178	196				

29 Dudo Rosa, BRA/ Paolo Bonifacio, BRA

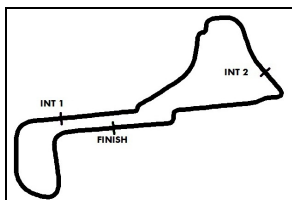
theoretical besttime: 1:33.194

1	4:43.687	3:34.855	182	37.978	198	30.854	202	18	1:34.592	30.387	197	34.945	210	29.260	204
2	1:37.652	31.874	193	35.977	208	29.801	200	19	1:34.516	30.266	197	35.165	207	29.085	205
3	1:36.363	30.953	196	35.738	209	29.672	204	20	1:41.655	30.771	196	34.969	209	35.915	
4	1:37.711	30.867	192	37.393	207	29.451	203	21	9:01.193	7:51.688	184	39.117	201	30.388	203
5	1:35.039	30.668	197	35.171	209	29.200	204	22	1:37.309	31.513	193	36.073	207	29.723	204
6	1:43.126	30.318	197	34.670	208	38.138		23	1:35.004	30.708	193	34.832	207	29.464	203
7	7:47.625	6:42.276	196	35.934	206	29.415	205	24	1:36.169	30.767	194	35.682	207	29.720	202
8	1:34.569	30.037	198	35.307	208	29.225	204	25	1:35.650	30.528	197	35.406	207	29.716	205
9	1:34.039	29.979	198	34.952	209	29.108	206	26	1:35.078	30.614	197	34.843	208	29.621	205
10	1:33.458	29.984	199	34.480	208	28.994	206	27	1:50.230	30.553	198	34.568	208	45.109	
11	1:34.931	30.075	197	35.761	207	29.095	204	28	4:22.213	3:15.037	195	37.445	207	29.731	206
12	1:34.057	30.185	198	34.757	209	29.115	205	29	1:34.588	30.454	198	34.713	208	29.421	204
13	1:34.340	30.122	198	35.024	207	29.194	206	30	1:34.833	30.445	197	34.611	207	29.777	206
14	1:34.458	30.257	198	34.880	208	29.321	206	31	1:46.238	30.181	197	34.221	204	41.836	
15	1:41.983	30.279	198	35.118	207	36.586		32	3:45.347	2:39.187	169	36.685	208	29.475	206
16	6:53.364	5:47.556	193	35.988	200	29.820	202	33	1:34.413	30.356	198	34.345	210	29.712	206
17	1:34.709	30.410	195	34.998	207	29.301	205	34	1:52.781	36.377	174	36.670	193	39.734	

32 Mark Shulzhitskiy, RUS/ Wolfgang Reip, BEL

theoretical besttime: 1:33.718

1	2:36.209	1:19.911	177	43.410	173	32.888	196	17	1:44.655	29.979	197	34.761	204	39.915	
2	1:42.073	33.079	188	38.419	199	30.575	200	18	6:12.121	5:04.401	193	37.642	201	30.078	201
3	1:38.412	31.809	191	36.528	205	30.075	200	19	1:36.969	31.011	198	36.366	205	29.592	202
4	1:37.517	31.342	192	36.208	204	29.967	202	20	1:35.251	30.845	200	34.883	206	29.523	201
5	1:36.888	31.293	195	36.049	204	29.546	201	21	1:34.662	30.445	197	34.752	207	29.465	202



FIA GT Series

Lap analysis Free Practice 1



Belgium
20-21 April 2013

Provisional

Circuit Zolder, Length: 4004 m

Air temperature: 11.4°C

Track temperature: 12.9°C

Weather condition: Dry

Friday 19.4.2013 10:00

Lap	Time	SE1	SP1	SE2	SP2	SE3	SP3	Lap	Time	SE1	SP1	SE2	SP2	SE3	SP3
6	1:35.741	30.407	195	35.793	204	29.541	201	22	1:34.369	30.361	198	34.578	208	29.430	201
7	1:36.743	30.278	194	35.498	204	30.967	201	23	1:46.976	30.520	196	35.546	205	40.910	
8	1:47.005	30.575	195	35.931	202	40.499		24	16:23.740	15:15.667	177	38.047	203	30.026	202
9	6:49.706	5:42.522	190	37.166	199	30.018	201	25	1:35.432	30.781	199	35.123	206	29.528	200
10	1:35.190	30.755	196	35.133	206	29.302	203	26	1:35.792	31.470	197	34.945	207	29.377	202
11	1:34.314	29.989	196	34.821	205	29.504	202	27	1:34.292	30.124	199	34.881	205	29.287	202
12	1:34.257	29.926	198	34.810	205	29.521	202	28	1:34.339	30.212	198	34.698	208	29.429	202
13	1:34.211	30.145	197	34.706	205	29.360	201	29	1:35.002	30.186	197	35.265	207	29.551	201
14	1:34.339	30.094	194	34.873	204	29.372	202	30	1:34.260	29.992	197	34.685	205	29.583	201
15	1:35.984	31.778	194	34.828	206	29.378	203	31	1:44.261	30.245	198	34.657	204	39.359	
16	1:34.218	30.095	196	34.909	205	29.214	202								

35 Lucas Ordonez, ESP/ Alex Buncombe, GBR

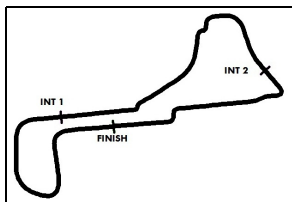
theoretical besttime: 1:32.020

1	2:32.985	1:18.206	176	41.409	165	33.370	203	15	1:34.669	30.461	199	34.919	208	29.289	202
2	1:34.626	30.438	198	34.490	207	29.698	202	16	1:34.523	30.217	198	34.495	207	29.811	202
3	1:42.018	29.434	199	40.001	157	32.583	203	17	1:34.236	30.186	198	34.638	206	29.412	202
4	1:39.506	29.335	200	39.281	189	30.890	204	18	1:33.706	30.091	198	34.353	208	29.262	202
5	1:55.400	31.823	159	44.782	172	38.795		19	1:33.334	29.835	198	34.267	207	29.232	202
6	9:54.386	8:48.176	191	36.060	198	30.150	202	20	1:42.289	30.315	197	35.441	205	36.533	
7	1:42.898	30.203	200	35.024	200	37.671		21	19:00.765	17:40.121	182	47.045	128	33.599	201
8	4:50.549	3:40.160	183	40.656	200	29.733	202	22	1:33.475	30.073	198	34.323	208	29.079	204
9	1:33.711	30.345	197	34.284	208	29.082	202	23	1:32.708	29.578	198	33.900	207	29.230	204
10	1:32.434	29.264	200	34.051	207	29.119	202	24	1:48.111	34.521	151	43.495	190	30.095	202
11	1:32.573	29.595	198	34.033	207	28.945	202	25	1:33.050	29.617	197	34.258	207	29.175	201
12	1:45.286	32.103	168	38.117	205	35.066		26	1:41.384	33.810	168	37.426	202	30.148	201
13	5:52.601	4:42.587	192	39.289	202	30.725	201	27	1:32.524	29.657	198	33.811	208	29.056	202
14	1:36.251	31.074	199	35.319	206	29.858	204	28	1:52.346	33.315	167	42.543	191	36.488	

51 Filip Salaquarda, CZE/ Fabio Odini, ITA

theoretical besttime: 1:32.685

1	2:31.311	1:02.702	181	44.496	148	44.113		20	1:40.954	30.166	194	34.714	202	36.074	
2	3:43.143	2:29.580	186	41.061	195	32.502	180	21	9:00.750	7:54.817	185	36.339	203	29.594	201
3	1:43.661	33.850	190	37.850	199	31.961	161	22	1:33.946	30.171	195	34.294	204	29.481	202
4	1:39.469	33.910	191	35.710	202	29.849	202	23	1:33.569	29.860	194	34.188	204	29.521	202
5	1:34.635	30.753	196	34.719	205	29.163	202	24	1:33.353	29.913	195	34.349	205	29.091	203
6	1:33.530	30.284	196	34.352	205	28.894	201	25	1:33.238	29.937	196	34.126	205	29.175	199
7	1:33.341	30.120	195	34.161	204	29.060	202	26	1:33.354	30.024	196	34.124	205	29.206	203
8	1:33.169	29.996	196	34.174	205	28.999	200	27	1:33.613	29.907	196	34.469	204	29.237	202
9	1:32.842	29.864	196	33.962	206	29.016	200	28	1:33.413	30.043	194	34.110	204	29.260	202
10	1:37.684	31.859	188	36.382	204	29.443	201	29	1:40.034	30.002	196	34.159	203	35.873	
11	1:32.733	29.908	195	33.962	205	28.863	200	30	5:43.050	4:37.768	187	35.788	200	29.494	201
12	1:42.494	30.380	194	34.736	205	37.378		31	1:33.955	30.298	194	34.346	204	29.311	201
13	4:12.001	3:00.612	186	37.566	198	33.823	200	32	1:36.914	30.353	195	36.668	200	29.893	202
14	1:36.099	31.043	193	35.312	202	29.744	202	33	1:37.110	32.103	173	35.184	203	29.823	204
15	1:34.730	30.592	191	34.896	203	29.242	201	34	1:33.603	30.235	194	34.258	205	29.110	203
16	1:34.914	30.785	182	34.809	203	29.320	202	35	1:40.630	30.055	193	39.835	193	30.740	204
17	1:34.025	30.120	195	34.441	205	29.464	202	36	1:33.862	30.330	194	34.270	205	29.262	202
18	1:34.284	30.221	195	34.745	204	29.318	202	37	1:44.039	30.789	195	34.920	203	38.330	
19	1:33.923	30.077	194	34.337	204	29.509	200								



FIA GT Series

Result List Free Practice 2



Provisional

Circuit Zolder, Length: 4004 m
 Air temperature: 9.4°C
 Track temperature: 10.9°C
 Weather condition: Wet

Friday 19.4.2013 14:30

started : 22 classified : 21 not classified : 1

	Cl.	Drivers	Team	Car	Lap	Best Time	Gap	Diff	Kph	Day Time
1	12	PRO N.Mayr-Melnhof/R.Rast	Team WRT	Audi R8 LMS	8	1:30.274				14:44:03
2	25	PAM H.Proczyk/D.Baumann	GRT Grasser Racing Team	Lamborghini LP560-4	6	1:31.209	0.935	0.935		14:40:42
3	14	PAM C.Vieira/C.Campanico	Novadrivier	Audi R8 LMS	7	1:31.412	1.138	0.203		14:44:12
4	21	PRO R.Zonta/S.Jimenez	BMW Team Brazil	BMW E89 Z4	4	1:32.224	1.950	0.812		14:38:04
5	24	PRO P.Kox/S.Rosina	Lamborghini Blancpain Reiter	Lamborghini LP560-4	3	1:32.319	2.045	0.095		14:35:07
6	13	PRO E.Sandstrom/F.Stippler	Belgian Audi Club Team WRT	Audi R8 LMS	4	1:32.427	2.153	0.108		14:39:43
7	11	PRO S.Ortelli/L.Vanthoor	Belgian Audi Club Team WRT	Audi R8 LMS	7	1:32.523	2.249	0.096		14:41:13
8	9	PRO S.Loeb/A.Parente	Sebastien Loeb Racing	McLaren MP4-12C	6	1:32.593	2.319	0.070		14:40:35
9	2	PAM A.Simonsen/S.Afnasiev	HTP Gravity Charouz	Mercedes SLS AMG GT3	3	1:32.619	2.345	0.026		14:35:21
10	35	PAM L.Ordonez/A.Buncombe	Nissan GT Academy Team RJN	Nissan GT-R Nismo GT3	4	1:32.639	2.365	0.020		14:37:03
11	10	PRO A.Zuber/M.Parisy	Sebastien Loeb Racing	McLaren MP4-12C	5	1:32.651	2.377	0.012		14:40:23
12	5	PRO E.Ide/A.Kumpen	Phoenix Racing	Audi R8 LMS	7	1:32.716	2.442	0.065		14:41:20
13	1	PRO A.Day/M.Buhk	HTP Gravity Charouz	Mercedes SLS AMG GT3	3	1:33.338	3.064	0.622		14:35:38
14	28	PRO J.Seyffarth/K.Chandhok	SMS Seyffarth Motorsport	Mercedes SLS AMG GT3	4	1:33.417	3.143	0.079		14:39:05
15	51	PAM F.Salaquarda/F.Onidi	AF Corse	Ferrari 458 Italia GT3	8	1:33.471	3.197	0.054		14:44:16
16	32	PAM M.Shulzhitskiy/W.Reip	Nissan GT Academy Team RJN	Nissan GT-R Nismo GT3	7	1:33.748	3.474	0.277		14:44:56
17	0	PRO A.Khodair/C.Bueno	BMW Team Brazil	BMW E89 Z4	5	1:33.773	3.499	0.025		14:43:48
18	29	GTR D.Rosa/P.Bonifacio	SMS Seyffarth Motorsport	Mercedes SLS AMG GT3	4	1:34.389	4.115	0.616		14:38:22
19	3	GTR J.Stovicek/P.Charouz	HTP Gravity Charouz	Mercedes SLS AMG GT3	6	1:34.940	4.666	0.551		14:41:26
20	8	GTR R.Mascarello/F.Tozzo	ACL by Rodrive Competicoes	Ford GT	5	1:36.216	5.942	1.276		14:44:51
21	7	PAM C.Ricci/M.Stumpf	ACL by Rodrive Competicoes	Ford GT	17	1:41.985	11.711	5.769		15:46:41
not classified										
	6	PAM A.Ebrahim/J.Jousse	Team India by BMW Team India	BMW E89 Z4	3	9:32.775	8:02.501	7:50.790		14:43:44

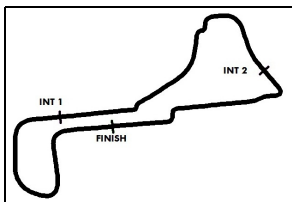
Qualifying Time: 1:48.328 Percent: 120%

Publications Time:

Race Director:

Time Keeping:





FIA GT Series

Class results Free Practice 2



Provisional

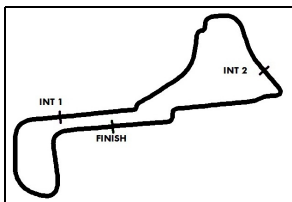
Circuit Zolder, Length: 4004 m
 Air temperature: 9.5°C
 Track temperature: 10.9°C
 Weather condition: Wet

Friday 19.4.2013 14:30

started : 22 classified : 21 not classified : 1

Drivers	Team	Car	Lap	Best Time	Gap	Diff	Kph	Day Time
CLASS: PRO CUP								
Started: 11			Classified: 11			Not Classified: 0		
1 12	N.Mayr-Melnhof/R.Rast	Team WRT	Audi R8 LMS	8	1:30.274			14:44:03
2 21	R.Zonta/S.Jimenez	BMW Team Brazil	BMW E89 Z4	4	1:32.224	1.950	0.812	14:38:04
3 24	P.Kox/S.Rosina	Lamborghini Blancpain Reiter	Lamborghini LP560-4	3	1:32.319	2.045	0.095	14:35:07
4 13	E.Sandstrom/F.Stippler	Belgian Audi Club Team WRT	Audi R8 LMS	4	1:32.427	2.153	0.108	14:39:43
5 11	S.Ortelli/L.Vanthoor	Belgian Audi Club Team WRT	Audi R8 LMS	7	1:32.523	2.249	0.096	14:41:13
6 9	S.Loeb/A.Parente	Sebastien Loeb Racing	McLaren MP4-12C	6	1:32.593	2.319	0.070	14:40:35
7 10	A.Zuber/M.Parisy	Sebastien Loeb Racing	McLaren MP4-12C	5	1:32.651	2.377	0.012	14:40:23
8 5	E.Idle/A.Kumpen	Phoenix Racing	Audi R8 LMS	7	1:32.716	2.442	0.065	14:41:20
9 1	A.Day/M.Buhk	HTP Gravity Charouz	Mercedes SLS AMG GT3	3	1:33.338	3.064	0.622	14:35:38
10 28	J.Seyffarth/K.Chandhok	SMS Seyffarth Motorsport	Mercedes SLS AMG GT3	4	1:33.417	3.143	0.079	14:39:05
11 0	A.Khodair/C.Bueno	BMW Team Brazil	BMW E89 Z4	5	1:33.773	3.499	0.025	14:43:48





FIA GT Series

Class results Free Practice 2



Provisional

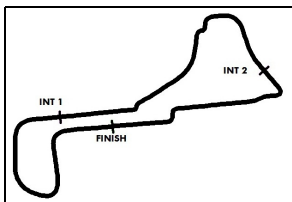
Circuit Zolder, Length: 4004 m
 Air temperature: 9.5°C
 Track temperature: 10.9°C
 Weather condition: Wet

Friday 19.4.2013 14:30

started : 22 classified : 21 not classified : 1

Drivers	Team	Car	Lap	Best Time	Gap	Diff	Kph	Day Time
CLASS: PRO-AM CUP								
Started: 8			Classified: 7			Not Classified: 1		
1 25 H.Proczyk/D.Baumann	GRT Grasser Racing Team	Lamborghini LP560-4	6	1:31.209	0.935	0.935		14:40:42
2 14 C.Vieira/C.Campanico	Novadriver	Audi R8 LMS	7	1:31.412	1.138	0.203		14:44:12
3 2 A.Simonsen/S.Afanasiev	HTP Gravity Charouz	Mercedes SLS AMG GT3	3	1:32.619	2.345	0.026		14:35:21
4 35 L.Ordonez/A.Buncombe	Nissan GT Academy Team RJN	Nissan GT-R Nismo GT3	4	1:32.639	2.365	0.020		14:37:03
5 51 F.Salaquarda/F.Onidi	AF Corse	Ferrari 458 Italia GT3	8	1:33.471	3.197	0.054		14:44:16
6 32 M.Shulzhitskiy/W.Reip	Nissan GT Academy Team RJN	Nissan GT-R Nismo GT3	7	1:33.748	3.474	0.277		14:44:56
7 7 C.Ricci/M.Stumpf	ACL by Rodrive Competicoes	Ford GT	17	1:41.985	11.711	5.769		15:46:41
not classified								
6 A.Ebrahim/J.Jousse	Team India by BMW Team India	BMW E89 Z4	3	9:32.775	8:02.501	7:50.790		14:43:44





FIA GT Series

Class results Free Practice 2



Provisional

Circuit Zolder, Length: 4004 m
 Air temperature: 9.5°C
 Track temperature: 10.9°C
 Weather condition: Wet

Friday 19.4.2013 14:30

started : 22 classified : 21 not classified : 1

Drivers	Team	Car	Lap	Best Time	Gap	Diff	Kph	Day Time
---------	------	-----	-----	-----------	-----	------	-----	----------

CLASS: GENTLEMEN TROPHY

Started: 3 Classified: 3 Not Classified: 0

1	29	D.Rosa/P.Bonifacio	SMS Seyffarth Motorsport	Mercedes SLS AMG GT3	4	1:34.389	4.115	0.616	14:38:22
2	3	J.Stovicek/P.Charouz	HTP Gravity Charouz	Mercedes SLS AMG GT3	6	1:34.940	4.666	0.551	14:41:26
3	8	R.Mascarello/F.Tozzo	ACL by Rodrive Competicoes	Ford GT	5	1:36.216	5.942	1.276	14:44:51

Qualifying Time: 1:48.328 Percent: 120%

Publications Time:

Race Director:

Time Keeping:

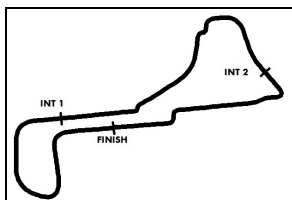
BLANCPAIN Timing

ver: 1.0

www.fiagtseries.com

Page 3/ 3 printed: 19.4.2013 16:08





FIA GT Series

Lap analysis Free Practice 2



Belgium
20-21 April 2013

Provisional

Circuit Zolder, Length: 4004 m

Air temperature: 9.4°C

Track temperature: 10.7°C

Weather condition: Dry

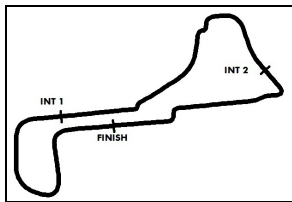
Friday 19.4.2013 14:30

Lap	Time	SE1	SP1	SE2	SP2	SE3	SP3	Lap	Time	SE1	SP1	SE2	SP2	SE3	SP3
0 Allam Khodair, BRA/ Carlos Bueno, BRA								theoretical besttime: 1:33.720							
1	7:20.231	6:01.760	145	45.825	173	32.646	195	15	1:47.203	33.440		38.509	189	35.254	195
2	1:44.587	33.449	184	36.934		34.204	198	16	1:42.543	32.878	184	38.384	195	31.281	196
3	1:36.387	30.828	193	36.207	203	29.352	198	17	1:41.791	32.755	186	38.016		31.020	195
4	1:33.964	29.998	194	34.530	204	29.436	200	18	1:47.688	32.547	186	37.530	196	37.611	
5	1:33.773	30.022		34.559	205	29.192	198	19	4:46.993	3:36.006	183	39.065	194	31.922	191
6	2:05.976	31.774	176	45.960	168	48.242		20	1:42.727	32.492	188	37.960	195	32.275	191
7	29:52.696	28:35.774	143	44.084	171	32.838	191	21	1:41.085	31.559		37.937	191	31.589	195
8	1:44.930	34.381	179	39.077	191	31.472	195	22	1:41.166	32.009	186	37.890	195	31.267	196
9	1:43.208	33.407	180	38.305	194	31.496	193	23	1:53.512	35.458	151	46.462	184	31.592	196
10	1:43.538	33.244	181	38.380	193	31.914	194	24	1:39.785	31.365	188	37.325	196	31.095	196
11	1:42.734	33.028	182	38.179	195	31.527	194	25	2:01.289	37.178	149	41.178	188	42.933	
12	1:50.395	33.591	180	38.468	190	38.336		26	4:56.836	3:46.547	165	38.867	194	31.422	196
13	5:27.692	4:13.710	180	38.899	166	35.083	193	27	1:42.522	32.741	182	38.233	195	31.548	196
14	1:43.173	33.296	184	38.351	195	31.526	195	28	2:25.570	35.216	85	1:00.495	114	49.859	

1 Alon Day, ISR/ Maximilian Buhk, DEU								theoretical besttime: 1:33.221							
1	2:31.522	1:25.789	183	36.146	206	29.587	203	17	6:54.548	5:43.461	182	39.313	195	31.774	199
2	1:34.067	30.069	195	34.232	210	29.766	204	18	1:42.607	33.108	186	38.252	197	31.247	199
3	1:33.338	29.875	197	34.167	209	29.296	204	19	1:42.750	33.566	187	37.742	197	31.442	198
4	1:34.136	29.962	194	34.874	208	29.300	203	20	1:42.301	33.196	186	37.851	197	31.254	198
5	1:33.821	30.134	194	34.508	208	29.179	203	21	1:42.343	33.137	188	37.651	195	31.555	197
6	1:39.650	30.038	197	34.283		35.329		22	1:43.156	33.539	186	37.943	197	31.674	197
7	4:15.652	3:10.842		35.628	206	29.182	205	23	1:44.217	33.868	186	38.037	196	32.312	199
8	2:01.180	32.136	183	44.537	145	44.507		24	1:51.094	33.691	187	38.018	197	39.385	
9	27:37.698	26:18.999	169	43.588	187	35.111	198	25	2:49.747	1:40.741		37.698	198	31.308	199
10	1:52.786	35.305	182	41.558	195	35.923	199	26	1:41.002	32.546	191	37.338		31.118	197
11	1:44.084	33.885	184	38.855	198	31.344	201	27	1:41.411	32.255		37.703	195	31.453	198
12	1:42.596	33.292	186	38.044	199	31.260	198	28	1:44.467	33.325	189	39.597	195	31.545	197
13	1:42.879	33.223	186	38.281	198	31.375	202	29	1:52.305	33.677	189	38.938	197	39.690	
14	1:43.657	33.705	185	38.165	197	31.787	201	30	5:12.021	4:00.115	183	39.294	195	32.612	195
15	1:42.534	33.282		37.894	196	31.358	200	31	2:21.663	39.185	105	53.016	107	49.462	
16	1:48.498	33.364	187	38.247	198	36.887									

2 Alen Simonsen, SWE/ Serguei Afanasiev, RUS								theoretical besttime: 1:32.346							
1	2:15.083	1:01.288	117	43.766	200	30.029	203	14	2:09.454	36.986	157	46.069	139	46.399	
2	1:34.075	30.627	195	34.422	207	29.026	205	15	7:08.677	5:56.054	182	40.563	176	32.060	200
3	1:32.619	29.790	194	33.857	208	28.972	205	16	1:44.575	33.553	183	39.276	195	31.746	200
4	1:32.638	29.668	196	34.135	209	28.835	206	17	1:42.832	33.121	183	38.322		31.389	199
5	1:32.658	29.712	194	34.125	208	28.821	205	18	1:42.846	32.921	186	38.407	198	31.518	197
6	1:33.339	29.857	191	34.207	209	29.275		19	1:42.878	32.802	185	38.169	196	31.907	196
7	1:40.227	31.139	194	34.367	207	34.721		20	1:42.621	32.885	185	38.054	196	31.682	198
8	3:55.459	2:34.453	162	39.736	196	41.270		21	1:48.938	32.495	187	38.579	191	37.864	
9	28:44.277	27:24.397		43.510	173	36.370	197	22	12:04.822	10:53.201	182	39.664	183	31.957	195
10	1:48.633	35.520	178	40.471	192	32.642	199	23	1:54.075	35.742	182	39.415	190	38.918	
11	1:45.842	34.172	182	39.546	194	32.124	199	24	2:46.263	1:36.317	187	38.914	198	31.032	201
12	1:43.552	33.650	183	38.607	195	31.295	200	25	1:42.162	32.907	189	38.046	198	31.209	200
13	1:44.458	33.419	184	38.354	196	32.685		26	1:48.130	33.077	184	38.545	198	36.508	

3 Jan Stovicek, CZE/ Petr Charouz, CZE								theoretical besttime: 1:34.756							
1	2:36.596	1:26.894	179	38.557	197	31.145	199	15	5:41.072	4:23.867	153	43.862	169	33.343	199
2	2:15.598	31.434	192	1:11.943	155	32.221	200	16	1:51.458	35.371	179	42.190	155	33.897	198
3	1:41.696	33.109	191	37.838	200	30.749	203	17	1:53.751	35.633	181	42.566	158	35.552	183
4	1:39.893	32.851	192	37.380	202	29.662	203	18	2:02.399	36.550	181	43.258	122	42.591	
5	1:37.489	32.368	192	35.685	204	29.436	204	19	9:59.563	8:44.199	172	42.174	174	33.190	198
6	1:34.940	30.397	195	34.970	205	29.573	202	20	1:49.159	35.307	183	41.121	180	32.731	199
7	1:35.211	30.453	196	34.923	204	29.835	202	21	1:48.951	35.114	184	41.447	173	32.390	198
8	1:36.844	30.839	192	35.996	204	30.009	200	22	1:47.207	34.436	182	40.504	178	32.267	199
9	2:30.867	35.979	154	58.917	96	55.971		23	1:47.459	34.632	183	40.454	185	32.373	199
10	27:47.942	26:26.012	171	47.462	169	34.468	196	24	1:46.556	34.555	183	39.801	188	32.200	199
11	1:50.376	36.218	181	41.508	181	32.650	197	25	1:53.158	36.793	182	41.801	164	34.564	198
12	1:49.795	35.514	183	41.718	187	32.563	198	26	1:49.521	36.362	186	40.554	170	32.605	199



FIA GT Series

Lap analysis Free Practice 2



Provisional

Circuit Zolder, Length: 4004 m
Air temperature: 9.4°C
Track temperature: 10.7°C
Weather condition: Dry

Friday 19.4.2013 14:30

Lap	Time	SE1	SP1	SE2	SP2	SE3	SP3	Lap	Time	SE1	SP1	SE2	SP2	SE3	SP3
9	33:56.434	32:35.426	152	47.244	164	33.764	195	21	4:35.649	3:18.916	169	39.657	187	37.076	
10	1:45.017	34.498	181	39.001	192	31.518	198	22	3:15.464	2:00.404	183	38.481	192	36.579	
11	1:45.083	34.069	182	39.465	192	31.549	198	23	5:22.345	3:46.894	159	43.503	136	51.948	
12	1:43.108	33.179	183	38.237	194	31.692	198								

21 Riccardo Zonta, BRA/ Sergio Jimenez, BRA

theoretical besttime: 1:32.167

1	3:25.920	2:17.317	186	37.562	198	31.041	197	16	1:43.073	33.012	183	38.582	193	31.479	195
2	1:33.442	30.114	195	34.392	204	28.936	200	17	1:42.781	33.135	182	38.173	194	31.473	194
3	1:33.367	29.755	195	34.220	203	29.392		18	1:42.428	32.761	184	38.107	194	31.560	194
4	1:32.224	29.473	197	33.758	206	28.993	200	19	1:42.530	32.645	182	38.090	194	31.795	194
5	1:42.474	30.793		35.061	201	36.620		20	1:49.739	32.461	184	38.089	194	39.189	
6	3:59.019	2:53.166	194	35.305	204	30.548		21	5:32.671	4:21.644	148	39.393	192	31.634	195
7	1:43.670	29.915	195	35.333	201	38.422		22	1:41.498	32.126	187	37.898	195	31.474	196
8	31:22.827	30:09.336	177	40.959	187	32.532	194	23	1:41.509	32.216	186	38.007	193	31.286	195
9	1:46.411	34.231	181	39.994	192	32.186	194	24	1:41.188	32.084	187	37.856	196	31.248	195
10	1:44.811	33.568	182	39.585	192	31.658	194	25	1:48.299	32.139	186	37.802	195	38.358	
11	1:43.794	33.760	180	38.571	192	31.463	193	26	2:49.972	1:35.721	172	42.438	188	31.813	195
12	1:51.133	33.742	180	39.183	192	38.208		27	1:49.952	33.765	186	38.185	195	38.002	
13	3:54.875	2:42.993	178	39.847	174	32.035	195	28	2:36.847	1:26.392	183	38.452	192	32.003	196
14	2:39.071	33.936	179	38.803	191	1:26.332	195	29	2:23.759	41.640	98	52.797	112	49.322	
15	1:43.419	33.529	183	38.737	192	31.153	195								

24 Peter Kox, NLD/ Stefan Rosina, SVK

theoretical besttime: 1:31.989

1	2:02.669	52.229	167	40.928	192	29.512	203	14	3:46.299	2:29.674	186	39.131	193	37.494	
2	1:32.554	29.778	197	34.062	209	28.714	203	15	3:03.826	1:34.766	143	46.243	152	42.817	
3	1:32.319	29.627	196	33.888	209	28.804	205	16	2:42.033	1:24.068	180	39.500	192	38.465	
4	1:34.569	29.626	197	34.931	204	30.012	204	17	2:49.928	1:26.304	170	43.759	167	39.865	
5	1:32.719	29.387	198	34.195	209	29.137	205	18	2:34.521	1:17.657	177	38.969		37.895	
6	1:41.019	30.866	195	34.773	206	35.380		19	2:53.698	1:27.188	156	45.563	166	40.947	
7	3:44.677	2:39.675	197	34.332	209	30.670	203	20	2:36.965	1:19.942	182	39.305	198	37.718	
8	1:33.885	30.003	197	34.495	206	29.387	202	21	2:42.055	1:22.731	181	40.665	179	38.659	
9	2:33.305	36.237	123	57.248	106	59.820		22	2:42.785	1:25.803	185	39.024	193	37.958	
10	26:22.007	25:05.680	167	42.483	166	33.844	195	23	5:01.133	3:46.372	184	37.927	196	36.834	
11	1:47.540	34.968	180	40.555	192	32.017	198	24	2:48.146	1:28.262	177	41.348	177	38.536	
12	1:44.157	33.847	185	38.683	196	31.627	199	25	2:47.326	1:29.780	187	38.177	197	39.369	
13	1:50.199	33.642	187	38.091	198	38.466		26	6:29.154	4:44.127		42.299	133	1:02.728	

25 Hari Proczyk, AUT/ Dominik Baumann, AUT

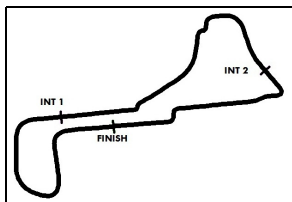
theoretical besttime: 1:31.204

1	2:31.655	58.662	172	45.676	146	47.317		12	1:44.135	33.620	189	39.103	197	31.412	202
2	2:02.013	53.770	183	38.887	203	29.356	205	13	1:51.759	33.954	189	39.033	194	38.772	
3	1:33.744	30.373	200	34.737		28.634	206	14	3:52.665	2:40.928	185	40.229	194	31.508	198
4	1:32.024	29.588	200	34.127	209	28.309	207	15	1:45.582	33.560	190	40.365	161	31.657	200
5	1:31.628	29.482	202	33.844	211	28.302	207	16	1:49.119	33.253	192	38.453	197	37.413	
6	1:31.209	29.355	203	33.547	211	28.307	207	17	6:56.490	5:41.368	181	40.833	189	34.289	201
7	1:40.257	29.903	198	34.987	209	35.367		18	1:43.854	33.818		39.263	195	30.773	201
8	41:49.062	40:22.096	164	47.226	174	39.740		19	1:49.204	37.064	183	41.177	194	30.963	202
9	5:49.335	4:28.719	143	43.902	153	36.714	193	20	1:42.603	33.609	187	38.540	197	30.454	203
10	1:48.980	35.863	181	41.230		31.887	200	21	1:57.207	36.749	173	41.486	191	38.972	
11	1:45.472	34.341	187	39.829	196	31.302	196								

28 Jan Seyffarth, DEU/ Karun Chandhok, IND

theoretical besttime: 1:33.417

1	4:10.407	2:49.564	161	45.702	118	35.141	200	13	1:43.311	33.245	185	38.365	196	31.701	200
2	1:41.394	33.076	188	36.813	191	31.505	204	14	1:43.182	33.409	185	38.380	195	31.393	202
3	1:40.750	30.836	195	35.307	205	34.607	204	15	2:08.192	33.514	183	38.174	184	56.504	
4	1:33.417	30.119	196	34.277	206	29.021	206	16	9:08.912	7:49.984	170	44.967	171	33.961	
5	1:59.523	33.085	144	43.760	144	42.678		17	1:43.907	33.580	188	38.504	197	31.823	199
6	7:21.383	5:15.733	119	58.714	103	1:06.936		18	1:41.534	32.108	191	37.932	196	31.494	199
7	26:45.356	25:27.203		44.047	179	34.106	197	19	1:42.004	32.781	192	37.848	197	31.375	199
8	1:52.310	35.538	181	43.424	189	33.348	200	20	1:41.343	32.286	190	37.842	198	31.215	199
9	1:46.930	35.132	183	39.756	192	32.042	200	21	1:47.550	32.473	189	41.210	165	33.867	199
10	1:56.284	34.234	184	38.938	195	43.112		22	1:54.138	33.830	181	40.900	165	39.408	



FIA GT Series

Result List Qualifying 1



Provisional

Circuit Zolder, Length: 4004 m

Air temperature: 5.7°C

Track temperature: 6.5°C

Weather condition: Dry

Saturday 20.4.2013 09:10

started : 21 classified : 21 not classified : 0

	Cl.	Drivers	Team	Car	Lap	Best Time	Gap	Diff	Kph	Day Time
1	13	PRO E.Sandstrom /F.Stippler	Belgian Audi Club Team WRT	Audi R8 LMS	4	1:30.682				9:32:56
2	11	PRO S.Ortelli /L.Vanthoor	Belgian Audi Club Team WRT	Audi R8 LMS	4	1:30.878	0.196	0.196		9:32:46
3	24	PRO P.Kox /S.Rosina	Lamborghini Blancpain Reiter	Lamborghini LP560-4	9	1:30.885	0.203	0.007		9:31:31
4	9	PRO S.Loeb /A.Parente	Sebastien Loeb Racing	McLaren MP4-12C	7	1:30.970	0.288	0.085		9:32:55
5	28	PRO J.Seyffarth /K.Chandhok	SMS Seyffarth Motorsport	Mercedes SLS AMG GT3	7	1:31.064	0.382	0.094		9:32:36
6	5	PRO E.Ide /A.Kumpen	Phoenix Racing	Audi R8 LMS	2	1:31.125	0.443	0.061		9:19:05
7	10	PRO A.Zuber /M.Parisy	Sebastien Loeb Racing	McLaren MP4-12C	6	1:31.143	0.461	0.018		9:32:49
8	2	PAM A.Simonsen /S.Afanasiev	HTP Gravity Charouz	Mercedes SLS AMG GT3	9	1:31.298	0.616	0.155		9:33:19
9	1	PRO A.Day /M.Buhk	HTP Gravity Charouz	Mercedes SLS AMG GT3	4	1:31.299	0.617	0.001		9:18:07
10	21	PRO R.Zonta /S.Jimenez	BMW Team Brazil	BMW E89 Z4	10	1:31.322	0.640	0.023		9:33:06
11	7	PAM C.Ricci /M.Stumpf	ACL by Rodrive Competicoes	Ford GT	8	1:31.502	0.820	0.180		9:33:21
12	51	PAM F.Salaquarda /F.Onidi	AF Corse	Ferrari 458 Italia GT3	9	1:31.595	0.913	0.093		9:33:00
13	35	PAM L.Ordonez /A.Buncombe	Nissan GT Academy Team RJN	Nissan GT-R Nismo GT3	7	1:31.661	0.979	0.066		9:33:13
14	0	PRO A.Khodair /C.Bueno	BMW Team Brazil	BMW E89 Z4	10	1:31.667	0.985	0.006		9:33:09
15	25	PAM H.Proczyk /D.Baumann	GRT Grasser Racing Team	Lamborghini LP560-4	8	1:31.737	1.055	0.070		9:32:32
16	32	PAM M.Shulzhitskiy /W.Reip	Nissan GT Academy Team RJN	Nissan GT-R Nismo GT3	10	1:32.050	1.368	0.313		9:33:25
17	12	PRO N.Mayr-Melnhof /R.Rast	Team WRT	Audi R8 LMS	2	1:32.111	1.429	0.061		9:19:39
18	14	PAM C.Vieira /C.Campanico	Novadrivier	Audi R8 LMS	9	1:32.212	1.530	0.101		9:33:11
19	29	GTR D.Rosa /P.Bonifacio	SMS Seyffarth Motorsport	Mercedes SLS AMG GT3	3	1:33.032	2.350	0.820		9:18:40
20	8	GTR R.Mascarello /F.Tozzo	ACL by Rodrive Competicoes	Ford GT	8	1:35.112	4.430	2.080		9:33:35
21	3	GTR J.Stovicek /P.Charouz	HTP Gravity Charouz	Mercedes SLS AMG GT3	9	1:35.566	4.884	0.454		9:33:32

Publications Time:

Race Director:

Time Keeping:

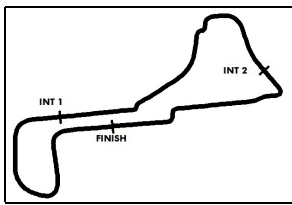
BLANCPAIN Timing

ver: 1.0

www.fiagtseries.com

Page 1/ 1 printed: 20.4.2013 9:34





FIA GT Series

Class results Qualifying 1



Provisional

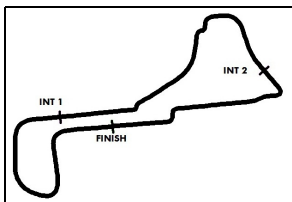
Circuit Zolder, Length: 4004 m
 Air temperature: 5.7°C
 Track temperature: 6.5°C
 Weather condition: Dry

Saturday 20.4.2013 09:10

started : 21 classified : 21 not classified : 0

Drivers	Team	Car	Lap	Best Time	Gap	Diff	Kph	Day Time
CLASS: PRO CUP								
Started: 11			Classified: 11			Not Classified: 0		
1 13	E.Sandstrom/F.Stippler	Belgian Audi Club Team WRT	Audi R8 LMS	4	1:30.682			9:32:56
2 11	S.Ortelli/L.Vanthoor	Belgian Audi Club Team WRT	Audi R8 LMS	4	1:30.878	0.196	0.196	9:32:46
3 24	P.Kox/S.Rosina	Lamborghini Blancpain Reiter	Lamborghini LP560-4	9	1:30.885	0.203	0.007	9:31:31
4 9	S.Loeb/A.Parente	Sebastien Loeb Racing	McLaren MP4-12C	7	1:30.970	0.288	0.085	9:32:55
5 28	J.Seyffarth/K.Chandhok	SMS Seyffarth Motorsport	Mercedes SLS AMG GT3	7	1:31.064	0.382	0.094	9:32:36
6 5	E.Ide/A.Kumpen	Phoenix Racing	Audi R8 LMS	2	1:31.125	0.443	0.061	9:19:05
7 10	A.Zuber/M.Parisy	Sebastien Loeb Racing	McLaren MP4-12C	6	1:31.143	0.461	0.018	9:32:49
8 1	A.Day/M.Buhk	HTP Gravity Charouz	Mercedes SLS AMG GT3	4	1:31.299	0.617	0.001	9:18:07
9 21	R.Zonta/S.Jimenez	BMW Team Brazil	BMW E89 Z4	10	1:31.322	0.640	0.023	9:33:06
10 0	A.Khodair/C.Bueno	BMW Team Brazil	BMW E89 Z4	10	1:31.667	0.985	0.006	9:33:09
11 12	N.Mayr-Melnhof/R.Rast	Team WRT	Audi R8 LMS	2	1:32.111	1.429	0.061	9:19:39





FIA GT Series

Class results Qualifying 1



Provisional

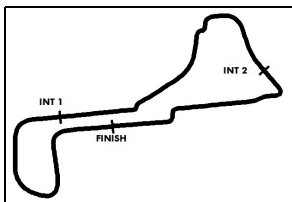
Circuit Zolder, Length: 4004 m
Air temperature: 5.7°C
Track temperature: 6.5°C
Weather condition: Dry

Saturday 20.4.2013 09:10

started : 21 classified : 21 not classified : 0

Drivers	Team	Car	Lap	Best Time	Gap	Diff	Kph	Day Time
CLASS: PRO-AM CUP								
Started: 7			Classified: 7			Not Classified: 0		
1 2	A.Simonsen/S.Afanasiev	HTP Gravity Charouz	Mercedes SLS AMG GT3	9	1:31.298	0.616	0.155	9:33:19
2 7	C.Ricci/M.Stumpf	ACL by Rodrive Competicoes	Ford GT	8	1:31.502	0.820	0.180	9:33:21
3 51	F.Salaquarda/F.Onidi	AF Corse	Ferrari 458 Italia GT3	9	1:31.595	0.913	0.093	9:33:00
4 35	L.Ordonez/A.Buncombe	Nissan GT Academy Team RJN	Nissan GT-R Nismo GT3	7	1:31.661	0.979	0.066	9:33:13
5 25	H.Proczyk/D.Baumann	GRT Grasser Racing Team	Lamborghini LP560-4	8	1:31.737	1.055	0.070	9:32:32
6 32	M.Shulzhitskiy/W.Reip	Nissan GT Academy Team RJN	Nissan GT-R Nismo GT3	10	1:32.050	1.368	0.313	9:33:25
7 14	C.Vieira/C.Campanico	Novadriver	Audi R8 LMS	9	1:32.212	1.530	0.101	9:33:11





FIA GT Series

Class results Qualifying 1



Provisional

Circuit Zolder, Length: 4004 m
 Air temperature: 5.7°C
 Track temperature: 6.5°C
 Weather condition: Dry

Saturday 20.4.2013 09:10

started : 21 classified : 21 not classified : 0

Drivers	Team	Car	Lap	Best Time	Gap	Diff	Kph	Day Time
---------	------	-----	-----	-----------	-----	------	-----	----------

CLASS: GENTLEMEN TROPHY

Started: 3 Classified: 3 Not Classified: 0

1	29	D.Rosa/P.Bonifacio	SMS Seyffarth Motorsport	Mercedes SLS AMG GT3	3	1:33.032	2.350	0.820	9:18:40
2	8	R.Mascarello/F.Tozzo	ACL by Rodrive Competicoes	Ford GT	8	1:35.112	4.430	2.080	9:33:35
3	3	J.Stovicek/P.Charouz	HTP Gravity Charouz	Mercedes SLS AMG GT3	9	1:35.566	4.884	0.454	9:33:32

Publications Time:

Race Director:

Time Keeping:

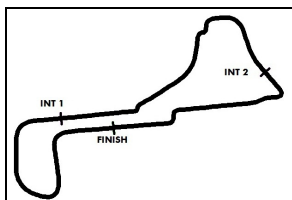
BLANCPAIN Timing

ver: 1.0

www.fiagtseries.com

Page 3/ 3 printed: 20.4.2013 9:34





FIA GT Series

Lap analysis Qualifying 1



Provisional

Circuit Zolder, Length: 4004 m

Air temperature: 5.7°C

Track temperature: 6.5°C

Weather condition: Dry

Saturday 20.4.2013 09:10

Lap	Time	SE1	SP1	SE2	SP2	SE3	SP3	Lap	Time	SE1	SP1	SE2	SP2	SE3	SP3
0	Allam Khodair, BRA/ Carlos Bueno, BRA							theoretical besttime: 1:31.334							
1	2:16.386	1:07.212	185	38.632	193	30.542	200	7	2:10.964	29.091	199	49.883	117	51.990	
2	1:36.512	31.669	187	35.744	204	29.099	202	8	7:47.295	6:30.654	194	37.534	173	39.107	201
3	1:32.846	29.400	194	34.331	206	29.115	201	9	1:33.291	29.809	193	34.577	206	28.905	202
4	1:34.561	29.245	198	33.750	206	31.566	201	10	1:31.667	29.136	195	33.816	209	28.715	201
5	1:31.793	29.177	197	33.585	209	29.031	201	11		30.230	192	38.833	164		
6	1:34.305	29.034	199	33.633	210	31.638	202								

1	Alon Day, ISR/ Maximilian Buhk, DEU							theoretical besttime: 1:31.173							
1	3:31.360	2:25.412	182	36.498	204	29.450	205	6	1:50.968	29.218	200	35.442	207	46.308	
2	1:32.455	29.948	197	34.043	211	28.464	207	7	8:38.888	7:15.651	195	39.631	124	43.606	206
3	1:32.301	29.346	199	34.357	211	28.598	208	8	1:31.680	29.434	200	33.759	212	28.487	208
4	1:31.299	29.321	196	33.548	211	28.430	209	9	1:31.638	29.195	199	33.708	211	28.735	205
5	1:36.320	29.647	198	37.397	175	29.276	207	10		33.985	183				

2	Alen Simonsen, SWE/ Serguei Afanasiev, RUS							theoretical besttime: 1:30.863							
1	3:40.877	2:30.974	187	38.929	205	30.974	205	6	1:47.346	29.413	197	37.772	170	40.161	
2	1:34.008	30.850	192	34.312	209	28.846	206	7	8:39.118	7:17.777	194	36.421	176	44.920	205
3	1:32.062	29.550	194	34.051	212	28.461	207	8	1:31.916	29.723	196	33.749	211	28.444	208
4	1:31.635	29.749	197	33.620	211	28.266	207	9	1:31.298	29.453	198	33.379	211	28.466	205
5	1:31.532	29.226	197	33.371	211	28.935	206	10		31.831	167				

3	Jan Stovicek, CZE/ Petr Charouz, CZE							theoretical besttime: 1:35.346							
1	3:11.213	1:56.296	180	42.033	180	32.884	205	6	1:54.214	31.181	195	36.147	192	46.886	
2	1:38.603	32.237	189	37.015	204	29.351	206	7	8:34.721	7:13.446	165	38.904	196	42.371	205
3	1:38.814	31.331	193	36.287	204	31.196	204	8	1:35.606	31.038	197	35.544	205	29.024	208
4	1:41.131	31.923	192	37.839	167	31.369	207	9	1:35.566	30.826	195	35.764	206	28.976	207
5	1:42.099	31.498	193	39.046	181	31.555	206	10		31.694	192				

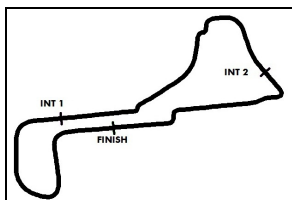
5	Enzo Ide, BEL/ Anthony Kumpen, BEL							theoretical besttime: 1:30.909							
1	7:33.920	6:28.676	184	36.026	186	29.218	204	3	1:34.663	29.040	199	37.132	208	28.491	184
2	1:31.125	29.256	200	33.762	209	28.107	204	4	2:08.812	37.774	157	48.897	151	42.141	

7	Claudio Ricci, BRA/ Matheus Stumpf, BRA							theoretical besttime: 1:31.466							
1	5:27.015	4:15.091	148	41.112	199	30.812	203	6	7:56.710	6:34.192	190	37.471	130	45.047	207
2	1:34.537	30.335	198	34.647	207	29.555	207	7	1:32.438	30.185	200	33.704	210	28.549	208
3	1:33.177	30.004	196	34.348	210	28.825	207	8	1:31.502	29.632	201	33.377	214	28.493	208
4	1:32.523	29.596	200	33.794	210	29.133	208	9		33.292	178				
5	2:13.386	29.813	199	49.520	123	54.053									

8	Raijan Mascarello, BRA/ Felipe Tozzo, BRA							theoretical besttime: 1:35.112							
1	4:11.783	2:49.996	154	48.093	175	33.694	195	6	8:07.407	6:52.691	181	39.346	194	35.370	198
2	1:42.638	33.613	187	38.573	198	30.452	197	7	1:36.971	31.126	194	35.969	199	29.876	205
3	1:44.106	31.259	191	40.991	162	31.856	202	8	1:35.112	30.312	194	35.326	202	29.474	201
4	2:14.277	31.029	192	35.759	204	1:07.489	126	9		39.545	142				
5	2:23.584	39.611	138	50.482	133	53.491									

9	Sebastien Loeb, FRA/ Alvaro Parente, PRT							theoretical besttime: 1:30.970							
1	5:15.932	3:47.399	123	47.170	143	41.363		5	7:12.249	6:01.224	195	36.659	205	34.366	212
2	3:39.186	2:34.114	197	36.041	206	29.031	211	6	1:31.730	29.625	202	33.803	214	28.302	213
3	1:40.333	31.604	183	39.860	203	28.869	212	7	1:30.970	29.151	202	33.702	214	28.117	212
4	2:04.799	36.231	122	51.095	159	37.473		8		30.962	167	42.542	166		

10	Andreas Zuber, AUT/ Mike Parisy, FRA							theoretical besttime: 1:31.143							
1	5:23.799	3:44.021	122	43.783	145	55.995		5	1:31.780	29.622	202	33.823	210	28.335	209
2	4:05.494	2:59.197	193	36.130	204	30.167	209	6	1:31.143	29.302	200	33.608	212	28.233	210
3	1:54.930	30.173	200	38.370	206	46.387		7		32.561	187	40.090	169		
4	8:22.043	7:16.510	193	35.815	208	29.718	209								



FIA GT Series

Lap analysis Qualifying 1



Belgium
20-21 April 2013

Provisional

Circuit Zolder, Length: 4004 m

Air temperature: 5.7°C

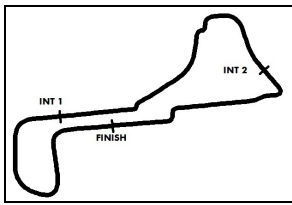
Track temperature: 6.5°C

Weather condition: Dry

Saturday 20.4.2013 09:10

Lap	Time	SE1	SP1	SE2	SP2	SE3	SP3	Lap	Time	SE1	SP1	SE2	SP2	SE3	SP3
11 Stephane Ortelli, MCO/ Laurens Vanthoor, BEL								theoretical besttime: 1:30.696							
1	11:12.441	9:57.094	188	35.880	203	39.467		4	1:30.878	29.033	199	33.381	210	28.464	202
2	8:31.240	7:27.453	191	34.834	204	28.953	201	5		31.026	195	36.657	202		
3	1:31.516	29.610	197	33.624	209	28.282	201								
12 Niki Mayr-Melnhof, AUT/ Rene Rast, DEU								theoretical besttime: 1:31.911							
1	8:06.836	7:01.710	190	35.955	200	29.171	208	3	1:54.272	29.367	200	35.096	163	49.809	
2	1:32.111	29.567	201	33.940	210	28.604	204								
13 Edward Sandstrom, SWE/ Frank Stippler, DEU								theoretical besttime: 1:30.682							
1	11:05.833	9:44.944	181	41.186	204	39.703		4	1:30.682	28.938	200	33.600	211	28.144	202
2	8:49.129	7:38.393	180	36.654	180	34.082	206	5		31.017	182	41.935	171		
3	1:31.004	29.110	201	33.666	210	28.228	203								
14 Carlos Vieira, PRT/ Cesar Campanico, PRT								theoretical besttime: 1:31.859							
1	2:42.359	1:25.919	165	41.571	160	34.869	175	6	1:50.960	29.634	196	33.670	209	47.656	
2	1:56.537	34.816	150	42.185	164	39.536	139	7	8:37.646	7:19.929	192	37.186	170	40.531	203
3	1:48.203	36.459	165	39.191	184	32.553	204	8	1:33.092	30.187	194	34.312	209	28.593	206
4	1:33.751	30.128	191	34.160	207	29.463	205	9	1:32.212	29.941	197	33.632	210	28.639	206
5	1:37.050	32.311	187	35.588	207	29.151	207	10		33.597	156				
21 Riccardo Zonta, BRA/ Sergio Jimenez, BRA								theoretical besttime: 1:31.322							
1	2:04.150	52.685	162	40.392	194	31.073	201	7	1:55.083	31.887	186	41.521	172	41.675	
2	1:39.892	31.558	190	35.682	203	32.652	200	8	8:11.567	6:56.292	193	37.495	168	37.780	201
3	1:35.011	30.163	184	35.479	206	29.369	201	9	1:32.934	29.730	196	34.436	206	28.768	203
4	1:32.927	29.554	197	34.290	207	29.083	200	10	1:31.322	29.100	197	33.550	209	28.672	202
5	1:31.979	29.279	198	33.943	208	28.757	202	11		32.468	184	38.591	195		
6	1:31.700	29.171	198	33.609	207	28.920	201								
24 Peter Kox, NLD/ Stefan Rosina, SVK								theoretical besttime: 1:30.885							
1	2:00.062	49.425	176	39.566	182	31.071	205	6	1:47.442	29.427	200	42.813	128	35.202	209
2	1:35.515	31.177	194	35.452	201	28.886	206	7	1:52.529	29.407	200	40.942	154	42.180	
3	1:33.209	29.723	199	34.499	208	28.987	207	8	8:07.712	6:54.020	196	37.151	161	36.541	207
4	1:31.940	29.480	199	34.096	208	28.364	207	9	1:30.885	29.320	201	33.446	211	28.119	208
5	1:32.014	29.460	199	34.116	210	28.438	207	10	1:47.077	30.213	191	39.021	168	37.843	
25 Hari Proczyk, AUT/ Dominik Baumann, AUT								theoretical besttime: 1:31.737							
1	3:39.110	2:25.644	161	40.898	172	32.568	199	6	1:58.396	29.808	199	42.906	150	45.682	
2	1:42.917	32.544	189	37.275	203	33.098	207	7	8:59.933	7:55.850	193	35.179	206	28.904	210
3	1:34.894	30.701	196	35.192	206	29.001	205	8	1:31.737	29.632	199	33.900	209	28.205	209
4	1:33.436	30.091	199	34.619	206	28.726	202	9		34.334	157	43.790	170		
5	1:32.153	29.696	197	34.211	208	28.246	209								
28 Jan Seyffarth, DEU/ Karun Chandhok, IND								theoretical besttime: 1:30.956							
1	4:26.159	3:11.109	189	35.658	192	39.392	208	5	1:50.574	29.202	197	42.649	185	38.723	
2	1:32.382	29.966	198	33.939	211	28.477	208	6	10:12.566	9:05.378	195	35.548	210	31.640	208
3	1:32.453	30.205	195	33.783	209	28.465	208	7	1:31.064	29.310	195	33.293	213	28.461	207
4	1:31.297	29.407	194	33.400	212	28.490	208	8		31.076	151	43.664	168		
29 Dudo Rosa, BRA/ Paolo Bonifacio, BRA								theoretical besttime: 1:32.759							
1	5:32.827	4:22.348	167	39.657	201	30.822	206	3	1:33.032	29.912	198	34.226	210	28.894	207
2	1:34.633	30.645	193	34.589	210	29.399	208	4		29.639	198				
32 Mark Shulzhitskiy, RUS/ Wolfgang Reip, BEL								theoretical besttime: 1:31.997							
1	2:19.121	1:03.318	158	43.304	183	32.499	203	7	2:09.692	30.790	158	49.348	128	49.554	
2	1:36.799	31.060	193	36.043	206	29.696	203	8	7:53.484	6:28.725	189	37.881	147	46.878	205
3	1:33.900	29.808	197	35.012	208	29.080	204	9	1:33.491	30.113	199	34.420	209	28.958	206
4	1:32.699	29.571	200	33.829	211	29.299	201	10	1:32.050	29.315	198	33.882	210	28.853	204
5	1:41.281	31.387	192	39.192	198	30.702	203	11		33.310	168				
6	1:32.870	29.399	200	34.194	210	29.277	204								





FIA GT Series

Lap analysis Qualifying 1

Provisional



Circuit Zolder, Length: 4004 m

Air temperature: 5.7°C

Track temperature: 6.5°C

Weather condition: Dry

Saturday 20.4.2013 09:10

Lap	Time	SE1	SP1	SE2	SP2	SE3	SP3	Lap	Time	SE1	SP1	SE2	SP2	SE3	SP3
-----	------	-----	-----	-----	-----	-----	-----	-----	------	-----	-----	-----	-----	-----	-----

35 Lucas Ordonez, ESP/ Alex Buncombe, GBR

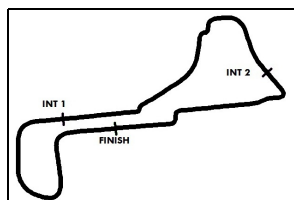
theoretical besttime: 1:31.573

1	3:10.628	1:43.240	181	43.100	176	44.288		5	9:06.836	7:46.821	199	37.343	165	42.672	206
2	4:26.482	3:17.794	179	38.618	206	30.070	207	6	1:31.817	29.359	202	33.695	212	28.763	206
3	1:33.023	29.849	201	34.389	212	28.785	207	7	1:31.661	29.132	202	33.783	211	28.746	204
4	1:52.738	29.189	201	37.431	205	46.118		8		32.970	193	37.903	191		

51 Filip Salaquarda, CZE/ Fabio Onidi, ITA

theoretical besttime: 1:31.582

1	3:23.171	2:05.144	173	44.426	193	33.601	202	6	1:47.654	29.703	198	38.160	197	39.791	
2	1:38.292	31.928	194	36.420	205	29.944	205	7	8:20.623	7:10.490	194	35.733	206	34.400	200
3	1:36.908	30.777	197	34.927	210	31.204	207	8	1:32.200	29.538	199	34.006	210	28.656	203
4	1:32.840	30.032	198	34.284	211	28.524	206	9	1:31.595	29.287	200	33.771	210	28.537	199
5	1:37.016	30.186	197	36.926	208	29.904	206	10		30.946	196	40.222	172		



FIA GT Series

Result List Qualifying 2



Provisional

Circuit Zolder, Length: 4004 m

Air temperature: 6.7°C

Track temperature: 9.2°C

Weather condition: Dry

Saturday 20.4.2013 09:32

started : 20 classified : 20 not classified : 0

	Cl.	Drivers	Team	Car	Lap	Best Time	Gap	Diff	Kph	Day Time
1	24	PRO P.Kox/S.Rosina	Lamborghini Blancpain Reiter	Lamborghini LP560-4	5	1:29.354				9:48:45
2	12	PRO N.Mayr-Melnhof/R.Rast	Team WRT	Audi R8 LMS	7	1:29.475	0.121	0.121		9:52:51
3	9	PRO S.Loeb/A.Parente	Sebastien Loeb Racing	McLaren MP4-12C	6	1:29.983	0.629	0.508		9:53:17
4	11	PRO S.Ortelli/L.Vanthoor	Belgian Audi Club Team WRT	Audi R8 LMS	5	1:30.029	0.675	0.046		9:51:56
5	35	PAM L.Ordenez/A.Buncombe	Nissan GT Academy Team RJN	Nissan GT-R Nismo GT3	4	1:30.312	0.958	0.283		9:48:15
6	1	PRO A.Day/M.Buhk	HTP Gravity Charouz	Mercedes SLS AMG GT3	4	1:30.344	0.990	0.032		9:47:42
7	13	PRO E.Sandstrom/F.Stippler	Belgian Audi Club Team WRT	Audi R8 LMS	9	1:30.570	1.216	0.226		9:56:27
8	10	PRO A.Zuber/M.Parisy	Sebastien Loeb Racing	McLaren MP4-12C	6	1:30.593	1.239	0.023		9:50:55
9	2	PAM A.Simonsen/S.Afanasiev	HTP Gravity Charouz	Mercedes SLS AMG GT3	6	1:30.640	1.286	0.047		9:50:53
10	5	PRO E.Ide/A.Kumpen	Phoenix Racing	Audi R8 LMS	7	1:30.651	1.297	0.011		9:53:53
11	0	PRO A.Khodair/C.Bueno	BMW Team Brazil	BMW E89 Z4	8	1:30.682	1.328	0.031		9:54:21
12	21	PRO R.Zonta/S.Jimenez	BMW Team Brazil	BMW E89 Z4	7	1:30.842	1.488	0.160		9:54:33
13	14	PAM C.Vieira/C.Campanico	Novadrivier	Audi R8 LMS	9	1:30.941	1.587	0.099		9:55:28
14	25	PAM H.Proczyk/D.Baumann	GRT Grasser Racing Team	Lamborghini LP560-4	6	1:31.022	1.668	0.081		9:50:35
15	51	PAM F.Salaquarda/F.Onidi	AF Corse	Ferrari 458 Italia GT3	4	1:31.029	1.675	0.007		9:47:09
16	32	PAM M.Shulzhitskiy/W.Reip	Nissan GT Academy Team RJN	Nissan GT-R Nismo GT3	5	1:31.593	2.239	0.564		9:49:00
17	7	PAM C.Ricci/M.Stumpf	ACL by Rodrive Competicoes	Ford GT	3	1:32.014	2.660	0.421		9:46:25
18	28	PRO J.Seyffarth/K.Chandhok	SMS Seyffarth Motorsport	Mercedes SLS AMG GT3	6	1:32.307	2.953	0.293		9:53:31
19	3	GTR J.Stovicek/P.Charouz	HTP Gravity Charouz	Mercedes SLS AMG GT3	5	1:35.501	6.147	3.194		9:50:06
20	8	GTR R.Mascarello/F.Tozzo	ACL by Rodrive Competicoes	Ford GT	2	1:36.766	7.412	1.265		9:45:25

Publications Time:

Race Director:

Time Keeping:

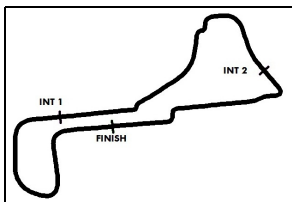
BLANCPAIN Timing

ver: 1.0

www.fiagtseries.com

Page 1/ 1 printed: 20.4.2013 10:02





FIA GT Series

Class results Qualifying 2



Provisional

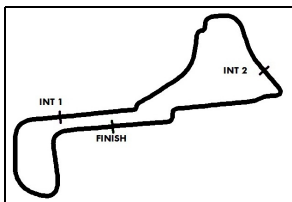
Circuit Zolder, Length: 4004 m
Air temperature: 6.7°C
Track temperature: 9.2°C
Weather condition: Dry

Saturday 20.4.2013 09:32

started : 20 classified : 20 not classified : 0

Drivers	Team	Car	Lap	Best Time	Gap	Diff	Kph	Day Time
CLASS: PRO CUP								
Started: 11			Classified: 11			Not Classified: 0		
1 24 P.Kox/S.Rosina	Lamborghini Blancpain Reiter	Lamborghini LP560-4	5	1:29.354				9:48:45
2 12 N.Mayr-Melnhof/R.Rast	Team WRT	Audi R8 LMS	7	1:29.475	0.121	0.121		9:52:51
3 9 S.Loeb/A.Parente	Sebastien Loeb Racing	McLaren MP4-12C	6	1:29.983	0.629	0.508		9:53:17
4 11 S.Ortelli/L.Vanthoor	Belgian Audi Club Team WRT	Audi R8 LMS	5	1:30.029	0.675	0.046		9:51:56
5 1 A.Day/M.Buhk	HTP Gravity Charouz	Mercedes SLS AMG GT3	4	1:30.344	0.990	0.032		9:47:42
6 13 E.Sandstrom/F.Stippler	Belgian Audi Club Team WRT	Audi R8 LMS	9	1:30.570	1.216	0.226		9:56:27
7 10 A.Zuber/M.Parisy	Sebastien Loeb Racing	McLaren MP4-12C	6	1:30.593	1.239	0.023		9:50:55
8 5 E.Ide/A.Kumpen	Phoenix Racing	Audi R8 LMS	7	1:30.651	1.297	0.011		9:53:53
9 0 A.Khodair/C.Bueno	BMW Team Brazil	BMW E89 Z4	8	1:30.682	1.328	0.031		9:54:21
10 21 R.Zonta/S.Jimenez	BMW Team Brazil	BMW E89 Z4	7	1:30.842	1.488	0.160		9:54:33
11 28 J.Seyffarth/K.Chandhok	SMS Seyffarth Motorsport	Mercedes SLS AMG GT3	6	1:32.307	2.953	0.293		9:53:31





FIA GT Series

Class results Qualifying 2



Provisional

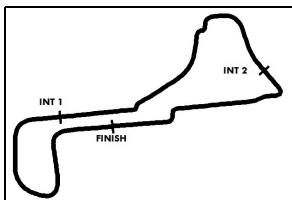
Circuit Zolder, Length: 4004 m
 Air temperature: 6.7°C
 Track temperature: 9.2°C
 Weather condition: Dry

Saturday 20.4.2013 09:32

started : 20 classified : 20 not classified : 0

Drivers	Team	Car	Lap	Best Time	Gap	Diff	Kph	Day Time
CLASS: PRO-AM CUP								
Started: 7			Classified: 7			Not Classified: 0		
1 35 L.Ordonez/A.Buncombe	Nissan GT Academy Team RJN	Nissan GT-R Nismo GT3	4	1:30.312	0.958	0.283		9:48:15
2 2 A.Simonsen/S.Afanasiev	HTP Gravity Charouz	Mercedes SLS AMG GT3	6	1:30.640	1.286	0.047		9:50:53
3 14 C.Vieira/C.Campanico	Novadriver	Audi R8 LMS	9	1:30.941	1.587	0.099		9:55:28
4 25 H.Proczyk/D.Baumann	GRT Grasser Racing Team	Lamborghini LP560-4	6	1:31.022	1.668	0.081		9:50:35
5 51 F.Salaquarda/F.Onidi	AF Corse	Ferrari 458 Italia GT3	4	1:31.029	1.675	0.007		9:47:09
6 32 M.Shulzhitskiy/W.Reip	Nissan GT Academy Team RJN	Nissan GT-R Nismo GT3	5	1:31.593	2.239	0.564		9:49:00
7 7 C.Ricci/M.Stumpf	ACL by Rodrive Competicoes	Ford GT	3	1:32.014	2.660	0.421		9:46:25





FIA GT Series

Class results Qualifying 2



Provisional

Circuit Zolder, Length: 4004 m

Air temperature: 6.7°C

Track temperature: 9.2°C

Weather condition: Dry

Saturday 20.4.2013 09:32

started : 20 classified : 20 not classified : 0

Drivers	Team	Car	Lap	Best Time	Gap	Diff	Kph	Day Time
---------	------	-----	-----	-----------	-----	------	-----	----------

CLASS: GENTLEMEN TROPHY

Started: 2 Classified: 2 Not Classified: 0

1	3	J.Stovicek/P.Charouz	HTP Gravity Charouz	Mercedes SLS AMG GT3	5	1:35.501	6.147	3.194	9:50:06
2	8	R.Mascarello/F.Tozzo	ACL by Rodrive Competicoes	Ford GT	2	1:36.766	7.412	1.265	9:45:25

Publications Time:

Race Director:

Time Keeping:

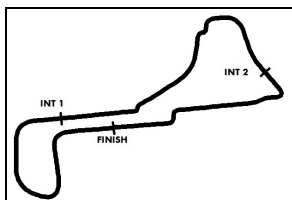
BLANCPAIN Timing

ver: 1.0

www.fiagtseries.com

Page 3/ 3 printed: 20.4.2013 10:02





FIA GT Series

Lap analysis Qualifying 2



Belgium
20-21 April 2013

Provisional

Circuit Zolder, Length: 4004 m

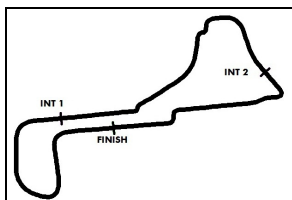
Air temperature: 6.7°C

Track temperature: 9.1°C

Weather condition: Dry

Saturday 20.4.2013 09:32

Lap	Time	SE1	SP1	SE2	SP2	SE3	SP3	Lap	Time	SE1	SP1	SE2	SP2	SE3	SP3
0 Allam Khodair, BRA/ Carlos Bueno, BRA								theoretical besttime: 1:30.543							
1	2:01.382	58.269	192	34.375	199	28.738	204	6	1:47.291	29.041	197	34.021	171	44.229	
2	1:30.918	28.868	199	33.499	210	28.551	203	7	2:42.608	1:39.921	199	33.749	209	28.938	205
3	1:40.613	30.718	140	41.011	207	28.884	204	8	1:30.682	28.769	199	33.349	209	28.564	203
4	1:37.430	28.869	199	35.949	188	32.612	204	9	1:30.692	28.678	198	33.314	210	28.700	203
5	1:31.129	28.882	199	33.404	209	28.843	202	10	2:11.647	41.548	118	47.569	157	42.530	
1 Alon Day, ISR/ Maximilian Buhk, DEU								theoretical besttime: 1:30.344							
1	3:10.029	1:56.687	158	41.495	169	31.847	208	5	1:42.698	29.253	196	34.436	179	39.009	
2	1:31.747	29.709	196	33.771	211	28.267	209	6	3:31.326	2:15.841	174	40.168	161	35.317	207
3	1:30.574	29.073	200	33.238	212	28.263	208	7	1:32.548	29.491	197	33.718	212	29.339	209
4	1:30.344	29.065	201	33.046	212	28.233	210	8	1:40.578	29.077	200	33.336	213	38.165	
2 Alen Simonsen, SWE/ Serguei Afanasiev, RUS								theoretical besttime: 1:30.490							
1	3:12.867	2:05.299	172	38.141	203	29.427	208	5	1:30.850	29.159	197	33.346	212	28.345	209
2	1:31.481	29.665	198	33.500	212	28.316	209	6	1:30.640	28.985	197	33.298	212	28.357	209
3	1:30.740	28.975	200	33.199	213	28.566	207	7	1:40.392	29.251	199	33.620	209	37.521	
4	1:37.042	31.563	189	36.359	206	29.120	210								
3 Jan Stovicek, CZE/ Petr Charouz, CZE								theoretical besttime: 1:35.483							
1	3:25.961	2:07.310	181	43.560	161	35.091	202	6	1:42.054	31.412	193	40.044	197	30.598	206
2	1:42.855	34.753	190	37.981	202	30.121	206	7	1:44.009	32.064	195	38.729	161	33.216	205
3	1:45.537	31.749	192	37.537	180	36.251	206	8	1:38.706	31.022	198	36.746	199	30.938	206
4	1:36.637	31.227	196	35.865	204	29.545	206	9	1:56.493	35.225	190	38.527	199	42.741	
5	1:35.501	30.625	196	35.313	206	29.563	205								
5 Enzo Ide, BEL/ Anthony Kumpen, BEL								theoretical besttime: 1:30.545							
1	1:50.217	45.438	194	35.822	203	28.957	207	5	4:13.006	3:08.413	186	36.108	207	28.485	206
2	1:31.556	29.440	199	33.365	211	28.751	206	6	1:31.192	29.063	202	33.403	210	28.726	208
3	1:31.627	29.138	201	33.350	210	29.139	195	7	1:30.651	28.979	202	33.456	209	28.216	206
4	1:45.699	31.430	185	35.606	206	38.663		8	1:43.501	29.409	197	33.487	210	40.605	
7 Claudio Ricci, BRA/ Matheus Stumpf, BRA								theoretical besttime: 1:31.884							
1	3:15.522	1:59.201	176	41.838	159	34.483	202	6	1:38.832	32.521	189	37.390	208	28.921	208
2	1:37.884	30.681	194	37.013	207	30.190	204	7	1:32.200	29.655	199	34.109	213	28.436	210
3	1:32.014	29.704	196	33.976	211	28.334	209	8	1:44.900	35.063	188	35.308	205	34.529	208
4	1:32.071	29.667	201	33.900	213	28.504	210	9	1:32.993	30.005	200	34.207	213	28.781	209
5	1:32.628	29.650	200	34.359	209	28.619	208	10	1:55.882	35.047	174	39.502	192	41.333	
8 Rajan Mascarello, BRA/ Felipe Tozzo, BRA								theoretical besttime: 1:35.311							
1	3:48.853	2:38.697	185	39.434	200	30.722	207	3	1:57.113	30.971	196	34.968	207	51.174	133
2	1:36.766	31.355	194	36.039	203	29.372	202	4		44.266	144	48.133	103		
9 Sebastien Loeb, FRA/ Alvaro Parente, PRT								theoretical besttime: 1:29.794							
1	5:29.968	4:24.489	195	36.412	210	29.067	212	6	1:29.983	29.045	202	33.083	215	27.855	213
2	1:30.349	29.162	204	33.013	215	28.174	214	7	1:38.783	30.778	187	38.009	191	29.996	213
3	1:39.202	29.085	203	38.970	207	31.147	214	8	1:30.608	29.039	203	33.341	212	28.228	199
4	1:30.263	29.000	204	32.939	214	28.324	211	9	2:01.670	34.556	175	40.048	184	47.066	
5	1:37.373	29.195	202	37.221	195	30.957	213								
10 Andreas Zuber, AUT/ Mike Parisy, FRA								theoretical besttime: 1:30.593							
1	2:10.117	1:03.822	190	37.491	205	28.804	208	5	1:30.974	29.363	196	33.503	210	28.108	212
2	1:41.043	30.336	198	35.132	208	35.575		6	1:30.593	29.155	202	33.370	211	28.068	211
3	2:31.352	1:26.433	172	36.066	208	28.853	207	7	2:00.569	29.212	201	39.036	138	52.321	
4	1:31.467	29.557	202	33.772	212	28.138	210								



FIA GT Series

Lap analysis Qualifying 2



Belgium
20-21 April 2013

Provisional

Circuit Zolder, Length: 4004 m

Air temperature: 6.7°C

Track temperature: 9.1°C

Weather condition: Dry

Saturday 20.4.2013 09:32

Lap	Time	SE1	SP1	SE2	SP2	SE3	SP3	Lap	Time	SE1	SP1	SE2	SP2	SE3	SP3
11	Stephane Ortelli, MCO/ Laurens Vanthoor, BEL							theoretical besttime: 1:29.938							
1	3:26.598	2:22.251	192	35.739	205	28.608	206	4	1:30.627	28.917	199	33.454	208	28.256	203
2	1:40.071	32.491	196	33.886	207	33.694		5	1:30.029	28.929	200	33.041	210	28.059	202
3	3:48.801	2:44.964	195	35.107	205	28.730	204	6	1:40.745	28.838	199	34.179	196	37.728	

12	Niki Mayr-Melnhof, AUT/ Rene Rast, DEU							theoretical besttime: 1:29.475							
1	1:56.509	47.980	195	37.576	144	30.953	206	6	3:16.812	2:14.457	199	34.261	209	28.094	210
2	1:31.214	29.264	200	33.476	209	28.474	210	7	1:29.475	28.621	201	32.858	211	27.996	203
3	1:31.330	29.925	201	33.249	208	28.156	208	8	1:33.423	29.053	200	33.853	174	30.517	207
4	1:30.309	29.036	202	33.127	213	28.146	208	9	1:39.162	29.383	200	33.756	206	36.023	
5	1:36.042	28.831	201	33.131	209	34.080									

13	Edward Sandstrom, SWE/ Frank Stippler, DEU							theoretical besttime: 1:30.164							
1	2:47.306	1:42.695	187	35.615	207	28.996	200	6	1:30.865	28.903	203	33.805	211	28.157	203
2	1:31.144	29.140	199	33.708	209	28.296	205	7	1:43.550	33.913	146	40.891	204	28.746	207
3	1:38.426	28.940	201	33.491	211	35.995		8	1:30.766	28.959	204	33.533	204	28.274	206
4	2:44.331	1:36.051	148	36.772	171	31.508	204	9	1:30.570	28.798	201	33.378	210	28.394	205
5	1:30.699	28.629	203	33.731	211	28.339	204	10	2:02.986	34.843	154	40.421	188	47.722	

14	Carlos Vieira, PRT/ Cesar Campanico, PRT							theoretical besttime: 1:30.721							
1	2:56.862	1:46.268	162	39.891	184	30.703	200	6	1:30.956	29.186	195	33.406	207	28.364	207
2	1:36.554	31.508	189	36.015	202	29.031	206	7	1:37.140	29.991	179	37.784	188	29.365	206
3	1:32.549	29.693	197	34.229	206	28.627	207	8	1:36.258	29.199	196	36.955	190	30.104	207
4	1:31.103	29.330	195	33.556	207	28.217	207	9	1:30.941	29.098	197	33.421	208	28.422	206
5	1:36.547	30.792	188	36.633	195	29.122	208	10	1:58.823	33.323	167	39.535	170	45.965	

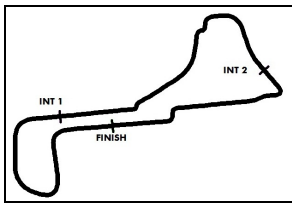
21	Riccardo Zonta, BRA/ Sergio Jimenez, BRA							theoretical besttime: 1:30.471							
1	3:30.844	2:19.582	167	42.384	203	28.878	201	6	3:00.437	1:58.296	195	33.739	209	28.402	204
2	1:33.416	30.025	189	34.745	206	28.646	203	7	1:30.842	28.885	199	33.384	209	28.573	203
3	1:30.924	29.121	197	33.601	207	28.202	205	8	1:31.256	28.934	198	33.492	209	28.830	202
4	1:31.203	29.032	197	33.604	208	28.567	203	9	2:13.029	40.087	127	48.066	144	44.876	
5	1:55.597	31.211	182	39.482	189	44.904									

24	Peter Kox, NLD/ Stefan Rosina, SVK							theoretical besttime: 1:29.354							
1	1:45.550	42.824	186	34.235	208	28.491	207	5	1:29.354	28.510	203	32.966	213	27.878	208
2	1:33.123	29.069	201	35.397	198	28.657	207	6	1:37.621	29.383	192	36.834	194	31.404	172
3	1:36.867	28.994	202	33.425	210	34.448		7	1:55.722	34.837	175	37.703	200	43.182	
4	2:20.795	1:17.440	193	34.877	208	28.478	208								

25	Hari Proczyk, AUT/ Dominik Baumann, AUT							theoretical besttime: 1:30.727							
1	2:48.690	1:35.428	171	41.575	195	31.687	206	5	1:39.956	31.143	179	39.140	207	29.673	209
2	1:33.119	30.288	200	34.702	210	28.129	210	6	1:31.022	29.044	202	33.554	211	28.424	211
3	1:31.478	29.044	203	34.146	209	28.288	209	7	1:45.003	29.352	202	33.974	210	41.677	
4	1:31.066	29.061	203	33.849	211	28.156	210								

28	Jan Seyffarth, DEU/ Karun Chandhok, IND							theoretical besttime: 1:32.307							
1	2:20.821	1:11.559	192	37.343	204	31.919	209	5	1:35.869	30.499	179	35.883	212	29.487	207
2	1:37.963	29.942	198	36.881	197	31.140	208	6	1:32.307	29.279	201	33.587	212	29.441	208
3	1:47.623	29.811	199	34.791	198	43.021		7	1:56.154	30.423	199	41.043	153	44.688	
4	4:37.486	3:19.596	194	43.882	193	34.008	208								

32	Mark Shulzhitskiy, RUS/ Wolfgang Reip, BEL							theoretical besttime: 1:31.570							
1	2:52.488	1:44.436	189	36.393	192	31.659	206	5	1:31.593	29.194	199	33.694	209	28.705	204
2	1:32.353	29.701	199	33.898	210	28.754	205	6	1:37.824	29.428	199	35.257	206	33.139	205
3	1:32.057	29.308	200	34.067	211	28.682	205	7	1:33.063	29.598	199	34.329	207	29.136	202
4	1:31.901	29.227	201	33.766	210	28.908	206	8	2:09.705	36.795	153	43.236	165	49.674	



FIA GT Series

Lap analysis Qualifying 2



Belgium
20-21 April 2013

Provisional

Circuit Zolder, Length: 4004 m

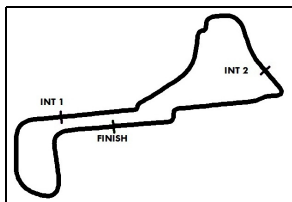
Air temperature: 6.7°C

Track temperature: 9.1°C

Weather condition: Dry

Saturday 20.4.2013 09:32

Lap	Time	SE1	SP1	SE2	SP2	SE3	SP3	Lap	Time	SE1	SP1	SE2	SP2	SE3	SP3
35 Lucas Ordonez, ESP/ Alex Buncombe, GBR								theoretical besttime: 1:29.997							
1	3:24.564	2:12.068	186	40.579	168	31.917	207	4	1:30.312	28.898	200	32.992	212	28.422	206
2	1:30.547	29.118	201	33.093	211	28.336	207	5	1:44.848	28.798	200	32.863	212	43.187	
3	1:50.494	35.958	166	42.376	187	32.160	207								
51 Filip Salaquarda, CZE/ Fabio Onidi, ITA								theoretical besttime: 1:30.873							
1	2:35.360	1:23.567	173	40.549	186	31.244	205	7	1:31.286	29.326	196	33.503	211	28.457	207
2	1:32.363	29.914	198	33.758	211	28.691	204	8	1:31.837	29.919	195	33.591	210	28.327	206
3	1:31.247	29.285	198	33.633	211	28.329	206	9	1:31.319	29.309	197	33.553	207	28.457	206
4	1:31.029	29.133	197	33.499	210	28.397	206	10	1:31.199	29.214	195	33.413	210	28.572	205
5	1:33.381	29.214	197	33.582	214	30.585	207	11	2:03.323	31.858	186	38.480	191	52.985	
6	1:34.748	29.305	197	35.421	182	30.022	206								



FIA GT Series

Superpole result Superpole



Provisional

Circuit Zolder, Length: 4004 m

Air temperature: 6.8°C

Track temperature: 9.5°C

Weather condition: Dry

Saturday 20.4.2013 10:02

started : 21 classified : 21 not classified : 0

Drivers	Team	Car	Time 1	Lap	Time 2	Lap	Time 3	Lap
1 24 P.Kox/S.Rosina	Lamborghini Blancpain Reiter	Lamborghini LP560-4	1:30.885	9	1:29.354	5	1:29.398	2
2 9 S.Loeb/A.Parente	Sebastien Loeb Racing	McLaren MP4-12C	1:30.970	7	1:29.983	6	1:29.620	3
3 2 A.Simonsen/S.Afnasiev	HTP Gravity Charouz	Mercedes SLS AMG GT3	1:31.298	9	1:30.640	6	1:29.740	2
4 11 S.Ortelli/L.Vanthoor	Belgian Audi Club Team WRT	Audi R8 LMS	1:30.878	4	1:30.029	5	1:30.172	3
5 10 A.Zuber/M.Parisy	Sebastien Loeb Racing	McLaren MP4-12C	1:31.143	6	1:30.593	6	1:30.217	3
6 5 E.Ide/A.Kumpen	Phoenix Racing	Audi R8 LMS	1:31.125	2	1:30.651	7	1:30.251	2
7 13 E.Sandstrom/F.Stippler	Belgian Audi Club Team WRT	Audi R8 LMS	1:30.682	4	1:30.570	9	1:30.480	3
8 12 N.Mayr-Melnhof/R.Rast	Team WRT	Audi R8 LMS	1:32.111	2	1:29.475	7	1:30.612	2
9 1 A.Day/M.Buhk	HTP Gravity Charouz	Mercedes SLS AMG GT3	1:31.299	4	1:30.344	4	1:30.620	2
10 35 L.Ordonez/A.Buncombe	Nissan GT Academy Team RJN	Nissan GT-R Nismo GT3	1:31.661	7	1:30.312	4	1:31.353	2
11 0 A.Khodair/C.Bueno	BMW Team Brazil	BMW E89 Z4	1:31.667	10	1:30.682	8		
12 21 R.Zonta/S.Jimenez	BMW Team Brazil	BMW E89 Z4	1:31.322	10	1:30.842	7		
13 14 C.Vieira/C.Campanico	Novadriver	Audi R8 LMS	1:32.212	9	1:30.941	9		
14 25 H.Proczyk/D.Baumann	GRT Grasser Racing Team	Lamborghini LP560-4	1:31.737	8	1:31.022	6		
15 51 F.Salaquarda/F.Onidi	AF Corse	Ferrari 458 Italia GT3	1:31.595	9	1:31.029	4		
16 28 J.Seyffarth/K.Chandhok	SMS Seyffarth Motorsport	Mercedes SLS AMG GT3	1:31.064	7	1:32.307	6		
17 7 C.Ricci/M.Stumpf	ACL by Rodrive Competicoes	Ford GT	1:31.502	8	1:32.014	3		
18 32 M.Shulzhitskiy/W.Reip	Nissan GT Academy Team RJN	Nissan GT-R Nismo GT3	1:32.050	10	1:31.593	5		
19 29 D.Rosa/P.Bonifacio	SMS Seyffarth Motorsport	Mercedes SLS AMG GT3	1:33.032	3				
20 8 R.Mascarello/F.Tozzo	ACL by Rodrive Competicoes	Ford GT	1:35.112	8	1:36.766	2		
21 3 J.Stovicek/P.Charouz	HTP Gravity Charouz	Mercedes SLS AMG GT3	1:35.566	9	1:35.501	5		

Publications Time:

Race Director:

Time Keeping:

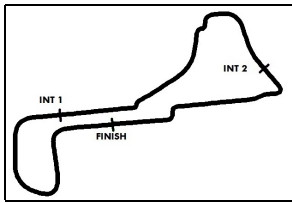
BLANCPAIN Timing

ver: 1.0

www.fiagtseries.com

Page 1/ 1 printed: 20.4.2013 10:13





FIA GT Series

Class results Superpole

Provisional



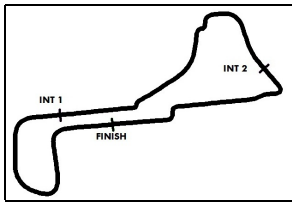
Circuit Zolder, Length: 4004 m
Air temperature: 6.7°C
Track temperature: 9.4°C
Weather condition: Dry

Saturday 20.4.2013 10:02

started : 10 classified : 10 not classified : 0

Drivers	Team	Car	Lap	Best Time	Gap	Diff	Kph	Day Time
CLASS: PRO CUP								
Started: 8			Classified: 8			Not Classified: 0		
1 24 P.Kox/S.Rosina	Lamborghini Blancpain Reiter	Lamborghini LP560-4	2	1:29.398				10:09:06
2 9 S.Loeb/A.Parente	Sebastien Loeb Racing	McLaren MP4-12C	3	1:29.620	0.222	0.222		10:10:06
3 11 S.Ortelli/L.Vanthoor	Belgian Audi Club Team WRT	Audi R8 LMS	3	1:30.172	0.774	0.432		10:09:44
4 10 A.Zuber/M.Parisy	Sebastien Loeb Racing	McLaren MP4-12C	3	1:30.217	0.819	0.045		10:08:28
5 5 E.Ide/A.Kumpen	Phoenix Racing	Audi R8 LMS	2	1:30.251	0.853	0.034		10:06:10
6 13 E.Sandstrom/F.Stippler	Belgian Audi Club Team WRT	Audi R8 LMS	3	1:30.480	1.082	0.229		10:08:40
7 12 N.Mayr-Melnhof/R.Rast	Team WRT	Audi R8 LMS	2	1:30.612	1.214	0.132		10:08:45
8 1 A.Day/M.Buhk	HTP Gravity Charouz	Mercedes SLS AMG GT3	2	1:30.620	1.222	0.008		10:07:38





FIA GT Series

Class results Superpole

Provisional



Circuit Zolder, Length: 4004 m
 Air temperature: 6.7°C
 Track temperature: 9.4°C
 Weather condition: Dry

Saturday 20.4.2013 10:02

started : 10 classified : 10 not classified : 0

Drivers	Team	Car	Lap	Best Time	Gap	Diff	Kph	Day Time
---------	------	-----	-----	-----------	-----	------	-----	----------

CLASS: PRO-AM CUP

Started: 2 Classified: 2 Not Classified: 0

1	2	A.Simonsen/S.Afanasiev	HTP Gravity Charouz	Mercedes SLS AMG GT3	2	1:29.740	0.342	0.120	10:06:30
2	35	L.Ordonez/A.Buncombe	Nissan GT Academy Team RJN	Nissan GT-R Nismo GT3	2	1:31.353	1.955	0.733	10:07:55

Publications Time:

Race Director:

Time Keeping:

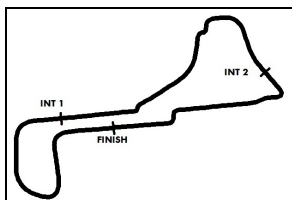
BLANCPAIN Timing

ver: 1.0

www.fiagtseries.com

Page 2/ 2 printed: 20.4.2013 10:13





FIA GT Series

Lap analysis Superpole



Belgium
20-21 April 2013

Provisional

Circuit Zolder, Length: 4004 m

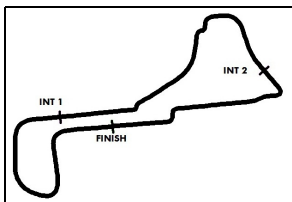
Air temperature: 6.7°C

Track temperature: 9.4°C

Weather condition: Dry

Saturday 20.4.2013 10:02

Lap	Time	SE1	SP1	SE2	SP2	SE3	SP3	Lap	Time	SE1	SP1	SE2	SP2	SE3	SP3
1 Alon Day, ISR/ Maximilian Buhk, DEU								theoretical besttime: 1:30.523							
1	3:08.163	1:53.000	150	42.318	151	32.845	207	3	1:30.929	28.885	199	33.716	214	28.328	208
2	1:30.620	28.975	197	33.310	214	28.335	209	4		33.262	161	40.033	150		
2 Alen Simonsen, SWE/ Serguei Afanasiev, RUS								theoretical besttime: 1:29.655							
1	2:00.820	57.161	190	35.054	208	28.605	210	3	1:30.129	28.824	198	32.994	213	28.311	209
2	1:29.740	28.631	200	33.079	213	28.030	209	4		29.575	194	33.753	210		
5 Enzo Ide, BEL/ Anthony Kumpen, BEL								theoretical besttime: 1:30.251							
1	1:40.129	37.047	195	34.613	207	28.469	204	3	1:30.371	28.945	202	33.283	210	28.143	205
2	1:30.251	28.934	200	33.279	210	28.038	207	4		30.720	188	35.913	202		
9 Sebastien Loeb, FRA/ Alvaro Parente, PRT								theoretical besttime: 1:29.620							
1	4:05.693	2:59.651	194	37.063	208	28.979	212	3	1:29.620	28.969	203	32.702	216	27.949	212
2	1:30.661	29.396	203	33.241	215	28.024	212	4		32.467	183	37.496	211		
10 Andreas Zuber, AUT/ Mike Parisy, FRA								theoretical besttime: 1:30.217							
1	2:27.178	1:20.079	187	37.857	207	29.242	208	3	1:30.217	28.880	202	33.442	211	27.895	210
2	1:31.021	29.376	200	33.520	211	28.125	210	4		32.763	168	42.627	171		
11 Stephane Ortelli, MCO/ Laurens Vanthoor, BEL								theoretical besttime: 1:30.117							
1	3:42.827	2:37.849	186	36.024	200	28.954	205	3	1:30.172	29.021	200	33.035	210	28.116	204
2	1:31.576	30.020	197	33.495	210	28.061	205	4		30.830	191	37.410	190		
12 Niki Mayr-Melnhof, AUT/ Rene Rast, DEU								theoretical besttime: 1:30.049							
1	4:15.215	3:11.719	193	34.553	205	28.943	210	3		28.741	201	33.566	210		
2	1:30.612	29.304	201	33.322	210	27.986	205								
13 Edward Sandstrom, SWE/ Frank Stippler, DEU								theoretical besttime: 1:30.480							
1	2:36.070	1:30.965	194	34.690	206	30.415	208	3	1:30.480	28.766	200	33.368	212	28.346	204
2	1:34.319	29.201	201	33.785	210	31.333	206	4		31.788	183	38.404	206		
24 Peter Kox, NLD/ Stefan Rosina, SVK								theoretical besttime: 1:29.398							
1	4:37.009	3:34.007	193	34.796	207	28.206	209	3	1:30.298	28.747	202	33.348	210	28.203	207
2	1:29.398	28.433	202	32.934	211	28.031	206	4		42.233	111	57.012	112		
35 Lucas Ordenez, ESP/ Alex Buncombe, GBR								theoretical besttime: 1:31.353							
1	3:23.810	2:16.966	186	36.985	197	29.859	207	3	1:56.688	31.318	164	43.854	170	41.516	
2	1:31.353	28.531	201	32.895	212	29.927	204								



FIA GT Series

Start Grid Qualifying Race



Official

Circuit Zolder, Length: 4004 m
Air temperature: 8.7°C
Track temperature: 7.0°C
Weather condition: Dry

Saturday 20.4.2013 14:15

POLE POSITION

24 Lamborghini Blancpain Reiter Peter Kox/ Stefan Rosina
11 Belgian Audi Club Team WRT Stephane Ortelli/ Laurens Vanthoor
5 Phoenix Racing Enzo Ide/ Anthony Kumpen
12 Team WRT Niki Mayr-Melnhof/ Rene Rast
35 Nissan GT Academy Team RJN Lucas Ordóñez/ Alex Buncombe
21 BMW Sports Trophy Team Brasil Ricardo Zonta/ Sergio Jimenez
25 GRT Grasser Racing Team Hari Proczyk/ Dominik Baumann
28 SMS Seyffarth Motorsport Jan Seyffarth/ Karun Chandhok
32 Nissan GT Academy Team RJN Mark Shulzhitskiy/ Wolfgang Reip
8 ACL by Rodrive Competicoes Raijan Mascarello/ Felipe Tozzo
9 Sebastien Loeb Racing Sebastien Loeb/ Alvaro Parente

1
2
3
4
5
6
7
8
9
10
11

2 HTP Gravity Charouz Andreas Simonsen/ Serguei Afanasiev
10 Sebastien Loeb Racing Andreas Zuber/ Mike Parisy
13 Belgian Audi Club Team WRT Edward Sandstrom/ Frank Stippler
1 HTP Gravity Charouz Alon Day/ Maximilian Buhk
0 BMW Sports Trophy Team Brasil Allam Khodair/ Carlos Bueno
14 Novadriver Carlos Vieira/ Cesar Campanico
51 AF Corse Filip Salaquarda/ Fabio Onidi
7 ACL by Rodrive Competicoes Claudio Ricci/ Matheus Stumpf
29 SMS Seyffarth Motorsport Dudo Rosa/ Paolo Bonifacio
3 HTP Gravity Charouz Jan Stovicek/ Petr Charouz

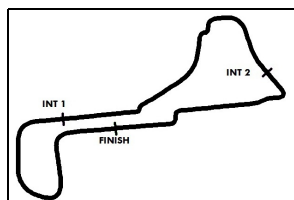
Following stewards decision no. 3 - car no. 9 allowed to start from the back of the grid

Steward:

Steward:

Steward:





FIA GT Series

Result List Qualifying Race



Official

Circuit Zolder, Length: 4004 m

Air temperature: 12.4°C

Track temperature: 20.0°C

Weather condition: Dry

Saturday 20.4.2013 14:15

started : 20 classified : 19 not classified : 1

	Cl.	Drivers	Team	Car	Laps	Total Time	Gap	Kph	Lap	Time	Kph
1	11	PRO S.Ortelli/L.Vanthoor	Belgian Audi Club Team WRT	Audi R8 LMS	39	1:01:06.512		153.3	2	1:31.667	157.2
2	24	PRO P.Kox/S.Rosina	Lamborghini Blancpain Reiter	Lamborghini LP560-4	39	1:01:16.844	10.332	152.9	6	1:31.734	157.1
3	12	PRO N.Mayr-Melnhof/R.Rast	Team WRT	Audi R8 LMS	39	1:01:22.440	15.928	152.7	3	1:31.455	157.6
4	10	PRO A.Zuber/M.Parisy	Sebastien Loeb Racing	McLaren MP4-12C	39	1:01:22.939	16.427	152.6	4	1:32.001	156.7
5	13	PRO E.Sandstrom/F.Stippler	Belgian Audi Club Team WRT	Audi R8 LMS	39	1:01:23.867	17.355	152.6	26	1:32.309	156.2
6	2	PAM A.Simonsen/S.Afanasiev	HTP Gravity Charouz	Mercedes SLS AMG GT3	39	1:01:24.358	17.846	152.6	22	1:31.996	156.7
7	1	PRO A.Day/M.Buhk	HTP Gravity Charouz	Mercedes SLS AMG GT3	39	1:01:25.178	18.666	152.5	19	1:31.637	157.3
8	5	PRO E.Ide/A.Kumpen	Phoenix Racing	Audi R8 LMS	39	1:01:35.958	29.446	152.1	4	1:32.521	155.8
9	51	PAM F.Salaquarda/F.Onidi	AF Corse	Ferrari 458 Italia GT3	39	1:01:47.221	40.709	151.6	17	1:32.613	155.6
10	28	PRO J.Seyffarth/K.Chandhok	SMS Seyffarth Motorsport	Mercedes SLS AMG GT3	39	1:01:47.669	41.157	151.6	19	1:31.347	157.8
11	0	PRO A.Khodair/C.Bueno	BMW Sports Trophy Team Brasil	BMW E89 Z4	39	1:01:49.780	43.268	151.5	5	1:32.591	155.7
12	25	PAM H.Proczyk/D.Baumann	GRT Grasser Racing Team	Lamborghini LP560-4	39	1:02:08.283	1:01.771	150.8	23	1:32.332	156.1
13	14	PAM C.Vieira/C.Campanico	Novadriver	Audi R8 LMS	39	1:02:23.238	1:16.726	150.2	32	1:32.536	155.8
14	7	PAM C.Ricci/M.Stumpf	ACL by Rodrive Competicoes	Ford GT	39	1:02:36.382	1:29.870	149.7	5	1:32.969	155.0
15	32	PAM M.Shulzhitskiy/W.Reip	Nissan GT Academy Team RJN	Nissan GT-R Nismo GT3	38	1:01:16.342	1 LAP	149.0	6	1:33.233	154.6
16	3	GTR J.Stovicek/P.Charouz	HTP Gravity Charouz	Mercedes SLS AMG GT3	34	1:02:30.265	5LAPS	130.7	4	1:35.266	151.3
17	9	PRO S.Loeb/A.Parente	Sebastien Loeb Racing	McLaren MP4-12C	33	53:00.722	6LAPS	149.5	7	1:31.916	156.8
18	35	PAM L.Ordenez/A.Buncombe	Nissan GT Academy Team RJN	Nissan GT-R Nismo GT3	33	53:14.057	6LAPS	148.9	9	1:32.354	156.1
19	21	PRO R.Zonta/S.Jimenez	BMW Sports Trophy Team Brasil	BMW E89 Z4	29	47:58.879	10LAPS	145.2	4	1:32.719	155.5
not classified											
	29	GTR D.Rosa/P.Bonifacio	SMS Seyffarth Motorsport	Mercedes SLS AMG GT3	22	37:20.929	17LAPS	141.5	6	1:33.875	153.5

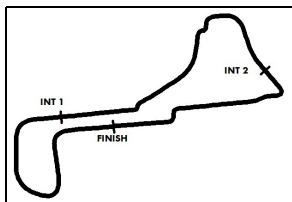
Fastest lap of the race. Car 28 driver Chandhok on lap 19. Time 1:31.347, average speed 157.8 km/h.

Steward:

Steward:

Steward:





FIA GT Series

Class results Qualifying Race



Provisional

Circuit Zolder, Length: 4004 m
 Air temperature: 12.4°C
 Track temperature: 20.0°C
 Weather condition: Dry

Saturday 20.4.2013 14:15

started : 20 classified : 19 not classified : 1

Drivers	Team	Car	Laps	Time	Gap	Kph	Best Lap
CLASS: PAM							
Started: 7			Classified: 7			Not Classified: 0	
1 2	Simonsen/Afnasiev	HTP Gravity Charouz(DEU)	Mercedes SLS AMG GT3	39	1:01:24.358	17.846	152.6 1:31.996 22
2 51	Salaquarda/Onidi	AF Corse(ITA)	Ferrari 458 Italia GT3	39	1:01:47.221	40.709	151.6 1:32.613 17
3 25	Proczyk/Baumann	GRT Grasser Racing Team(AUT)	Lamborghini LP560-4	39	1:02:08.283	1:01.771	150.8 1:32.332 23
4 14	Vieira/Campanico	Novadriver(PRT)	Audi R8 LMS	39	1:02:23.238	1:16.726	150.2 1:32.536 32
5 7	Ricci/Stumpf	ACL by Rodrive Competicoes(PF)	Ford GT	39	1:02:36.382	1:29.870	149.7 1:32.969 5
6 32	Shulzhitskiy/Reip	Nissan GT Academy Team RJN(NL)	Nissan GT-R Nismo GT3	38	1:01:16.342	1 LAP	149.0 1:33.233 6
7 35	Ordonez/Buncombe	Nissan GT Academy Team RJN(NL)	Nissan GT-R Nismo GT3	33	53:14.057	6LAPS	148.9 1:32.354 9

Fastest lap of the class. Car 2 driver Andreas Simonsen on lap 19. Time 1:31.996, average speed 156.7 km/h.

CLASS: PRO

Started: 11			Classified: 11			Not Classified: 0	
1 11	Ortelli/Vanthoor	Belgian Audi Club Team WRT(BEL)	Audi R8 LMS	39	1:01:06.512		153.3 1:31.667 2
2 24	Kox/Rosina	Lamborghini Blancpain Reiter(DE)	Lamborghini LP560-4	39	1:01:16.844	10.332	152.9 1:31.734 6
3 12	Mayr-Melnhof/Rast	Team WRT(BEL)	Audi R8 LMS	39	1:01:22.440	15.928	152.7 1:31.455 3
4 10	Zuber/Parisy	Sebastien Loeb Racing(FRA)	McLaren MP4-12C	39	1:01:22.939	16.427	152.6 1:32.001 4
5 13	Sandstrom/Stippler	Belgian Audi Club Team WRT(BEL)	Audi R8 LMS	39	1:01:23.867	17.355	152.6 1:32.309 26
6 1	Day/Buhk	HTP Gravity Charouz(DEU)	Mercedes SLS AMG GT3	39	1:01:25.178	18.666	152.5 1:31.637 19
7 5	Ide/Kumpen	Phoenix Racing(DEU)	Audi R8 LMS	39	1:01:35.958	29.446	152.1 1:32.521 4
8 28	Seyffarth/Chandhok	SMS Seyffarth Motorsport(DEU)	Mercedes SLS AMG GT3	39	1:01:47.669	41.157	151.6 1:31.347 19
9 0	Khodair/Bueno	BMW Sports Trophy Team Brasil	BMW E89 Z4	39	1:01:49.780	43.268	151.5 1:32.591 5
10 9	Loeb/Parente	Sebastien Loeb Racing(FRA)	McLaren MP4-12C	33	53:00.722	6LAPS	149.5 1:31.916 7
11 21	Zonta/Jimenez	BMW Sports Trophy Team Brasil	BMW E89 Z4	29	47:58.879	10LAPS	145.2 1:32.719 4

Fastest lap of the class. Car 28 driver Karun Chandhok on lap 19. Time 1:31.347, average speed 157.8 km/h.

CLASS: GTR

Started: 2			Classified: 1			Not Classified: 1	
1 3	Stovicek/Charouz	HTP Gravity Charouz(CZE)	Mercedes SLS AMG GT3	34	1:02:30.265	5LAPS	130.7 1:35.266 4
not classified							
29	Rosa/Bonifacio	SMS Seyffarth Motorsport(DEU)	Mercedes SLS AMG GT3	22	37:20.929	17LAPS	141.5 1:33.875 6

Fastest lap of the class. Car 29 driver Paolo Bonifacio on lap 19. Time 1:33.875, average speed 153.5 km/h.

Fastest lap of the race. Car 28 driver Chandhok on lap 19. Time 1:31.347, average speed 157.8 km/h.

Publications Time:

Race Director:

Time Keeping:

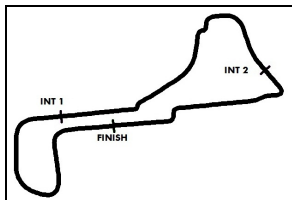
BLANCPAIN Timing

ver: 2.0

www.fiagtseries.com

Page 1/ 1 printed: 20.4.2013 17:38





FIA GT Series

Lap analysis Qualifying Race



Belgium
20-21 April 2013

Provisional

Circuit Zolder, Length: 4004 m

Air temperature: 12.5°C

Track temperature: 18.4°C

Weather condition: Dry

Saturday 20.4.2013 14:15

Lap	Time	SE1	SP1	SE2	SP2	SE3	SP3	Lap	Time	SE1	SP1	SE2	SP2	SE3	SP3
17	1:34.057	30.104	195	34.407	205	29.546	203	37	1:35.843	30.559	193	35.348	203	29.936	203
18	1:34.231	30.175	193	34.360	205	29.696	201	38	1:35.676	30.461	194	35.102	205	30.113	203
19	1:37.507	31.524	190	36.019	202	29.964	203								
20	1:35.239	30.351	195	35.181	203	29.707	200								

35 Lucas Ordonez, ESP/ Alex Buncombe, GBR

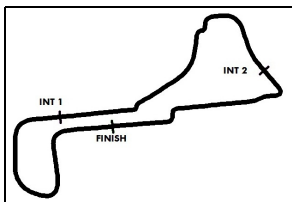
theoretical besttime: 1:31.968

1	1:42.141	35.579	192	35.641	207	30.921	196	18	1:39.378	29.942	195	34.028	205	35.408	
2	1:34.244	30.640	195	34.544	207	29.060	203	19	2:34.339	1:30.983	199	34.322	209	29.034	205
3	1:33.061	29.708	196	34.227	208	29.126	204	20	1:33.551	29.806	197	34.129	210	29.616	205
4	1:32.992	29.841	195	34.283	208	28.868	204	21	1:33.087	30.080	197	33.904	210	29.103	204
5	1:33.215	29.705	195	34.240	209	29.270	203	22	1:33.465	30.218	196	33.912	208	29.335	204
6	1:32.637	29.581	196	34.012	209	29.044	204	23	1:33.046	30.012	197	33.830	209	29.204	206
7	1:34.086	29.753	195	34.111	209	30.222	199	24	1:33.565	30.230	195	33.984	208	29.351	204
8	1:33.147	30.414	195	33.772	208	28.961	203	25	1:34.465	30.167	197	34.045	207	30.253	204
9	1:32.354	29.563	195	33.720	208	29.071	205	26	1:33.790	30.081	198	34.106	208	29.603	204
10	1:34.347	29.998	196	34.994	207	29.355	203	27	1:33.281	29.899	197	33.948	207	29.434	203
11	1:32.996	29.827	195	33.821	208	29.348	204	28	1:33.774	30.152	195	34.043	207	29.579	205
12	1:34.248	29.766	193	34.698	207	29.784	204	29	1:33.051	30.114	196	33.789	208	29.148	204
13	1:33.457	30.344	197	33.832	208	29.281	203	30	1:32.780	29.838	197	33.852	209	29.090	205
14	1:32.987	29.910	194	33.637	207	29.440	204	31	1:32.973	29.882	197	33.823	209	29.268	205
15	1:33.232	30.081	193	33.855	208	29.296	204	32	1:32.956	29.793	197	33.998	209	29.165	206
16	1:33.325	29.879	194	34.051	208	29.395	203	33	2:11.616	29.774	198	34.058	207	1:07.784	
17	1:32.471	29.717	197	33.537	207	29.217	205								

51 Filip Salaquarda, CZE/ Fabio Onidi, ITA

theoretical besttime: 1:32.096

1	1:42.066	36.255	190	36.420	207	29.391	191	21	1:33.096	29.550	196	33.889	209	29.657	196
2	1:33.503	30.355	194	34.488	209	28.660	203	22	1:33.616	30.244	193	34.383	205	28.989	197
3	1:33.367	30.038	194	34.236	208	29.093	204	23	1:33.737	30.009	192	34.549	199	29.179	201
4	1:32.889	30.036	192	34.117	208	28.736	203	24	1:33.367	29.860	194	34.310	204	29.197	197
5	1:32.921	29.779	191	34.163	209	28.979	204	25	1:33.412	30.123	193	34.098	206	29.191	197
6	1:32.966	30.037	192	34.059	207	28.870	197	26	1:33.538	29.986	191	34.313	207	29.239	196
7	1:34.663	30.020	194	34.125	210	30.518	196	27	1:33.773	30.133	192	34.353	206	29.287	204
8	1:35.696	31.563	194	34.979	202	29.154	203	28	1:33.729	30.122	192	34.412	205	29.195	200
9	1:32.752	29.892	194	33.886	207	28.974	196	29	1:33.640	29.986	194	34.621	206	29.033	203
10	1:32.818	29.777	192	33.927	207	29.114	195	30	1:34.116	30.150	194	34.692	204	29.274	201
11	1:33.633	30.035	194	34.107	207	29.491	194	31	1:33.449	30.126	194	34.261	206	29.062	203
12	1:34.096	30.142	193	34.641	204	29.313	193	32	1:33.455	30.109	193	34.321	208	29.025	205
13	1:33.063	29.963	192	34.049	210	29.051	195	33	1:33.578	30.090	192	34.402	205	29.086	198
14	1:33.057	29.738	193	33.933	207	29.386	195	34	1:33.912	30.401	194	34.322	206	29.189	203
15	1:32.997	29.972	192	33.887	209	29.138	198	35	1:33.346	30.129	192	34.170	206	29.047	204
16	1:33.244	30.065	189	33.990	211	29.189	202	36	1:33.393	30.172	192	34.168	205	29.053	197
17	1:32.613	29.809	193	33.919	209	28.885	205	37	1:33.126	29.958	191	34.272	206	28.896	205
18	1:33.306	30.054	183	34.090	207	29.162	194	38	1:32.885	29.804	194	33.995	208	29.086	205
19	1:38.520	30.140	193	33.975	208	34.405		39	1:33.118	29.909	196	34.067	206	29.142	204
20	2:22.765	1:19.595	193	34.451	210	28.719	206								



FIA GT Series

Start Grid Main Race

Provisional



Belgium
20-21 April 2013

Circuit Zolder, Length: 4004 m

Air temperature: 12.9°C

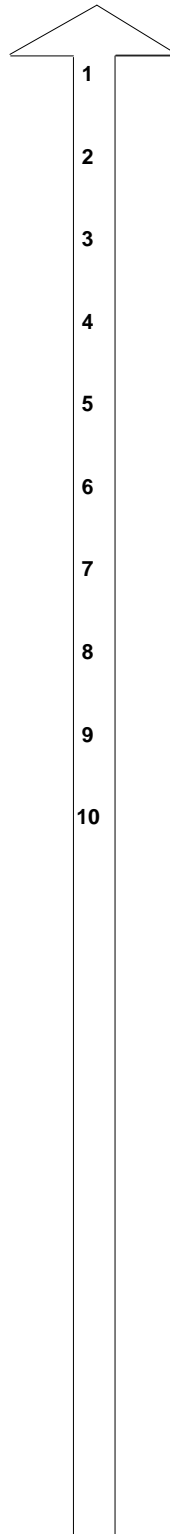
Track temperature: 21.1°C

Weather condition: Wet

Sunday 21.4.2013 14:15

POLE POSITION

11 Belgian Audi Club Team WRT Stephane Ortelli/ Laurens Vanthoor	1
12 Team WRT Niki Mayr-Melnhof/ Rene Rast	3
13 Belgian Audi Club Team WRT Edward Sandstrom/ Frank Stippler	5
1 HTP Gravity Charouz Alon Day/ Maximilian Buhk	7
51 AF Corse Filip Salaquarda/ Fabio Onidi	9
0 BMW Sports Trophy Team Brasil Allam Khodair/ Carlos Bueno	11
14 Novadrivers Carlos Vieira/ Cesar Campanico	13
32 Nissan GT Academy Team RJN Mark Shulzhitskiy/ Wolfgang Reip	15
9 Sebastien Loeb Racing Sebastien Loeb/ Alvaro Parente	17
21 BMW Sports Trophy Team Brasil Ricardo Zonta/ Sergio Jimenez	19



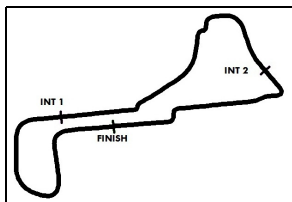
24 Lamborghini Blancpain Reiter Peter Kox/ Stefan Rosina	2
10 Sebastien Loeb Racing Andreas Zuber/ Mike Parisy	4
2 HTP Gravity Charouz Andreas Simonsen/ Sergei Afanasiev	6
5 Phoenix Racing Enzo Ide/ Anthony Kumpen	8
28 SMS Seyffarth Motorsport Jan Seyffarth/ Karun Chandhok	10
25 GRT Grasser Racing Team Hari Proczyk/ Dominik Baumann	12
7 ACL by Rodrive Competicoes Claudio Ricci/ Matheus Stumpf	14
3 HTP Gravity Charouz Jan Stovicek/ Petr Charouz	16
35 Nissan GT Academy Team RJN Lucas Ordenez/ Alex Buncombe	18
29 SMS Seyffarth Motorsport Dudo Rosa/ Paolo Bonifacio	20

Publications Time:

Race Director:

Time Keeping:





FIA GT Series

Result List Main Race



Provisional

Circuit Zolder, Length: 4004 m
 Air temperature: 14.8°C
 Track temperature: 19.2°C
 Weather condition: Dry

Sunday 21.4.2013 14:15

started : 20 classified : 16 not classified : 4

	Cl.	Drivers	Team	Car	Laps	Total Time	Gap	Kph	Lap	Time	Kph
1	24	PRO P.Kox/S.Rosina	Lamborghini Blancpain Reiter	Lamborghini LP560-4	39	1:00:57.072		153.7	29	1:31.619	157.3
2	11	PRO S.Ortelli/L.Vanthoor	Belgian Audi Club Team WRT	Audi R8 LMS	39	1:00:57.520	0.448	153.7	29	1:31.260	157.9
3	13	PRO E.Sandstrom/F.Stippler	Belgian Audi Club Team WRT	Audi R8 LMS	39	1:01:00.835	3.763	153.6	22	1:31.639	157.3
4	10	PRO A.Zuber/M.Parisy	Sebastien Loeb Racing	McLaren MP4-12C	39	1:01:11.659	14.587	153.1	22	1:31.862	156.9
5	12	PRO N.Mayr-Melnhof/R.Rast	Team WRT	Audi R8 LMS	39	1:01:14.971	17.899	153.0	19	1:31.117	158.2
6	5	PRO E.Ide/A.Kumpen	Phoenix Racing	Audi R8 LMS	39	1:01:30.846	33.774	152.3	17	1:32.581	155.7
7	2	PAM A.Simonsen/S.Afanasiev	HTP Gravity Charouz	Mercedes SLS AMG GT3	39	1:01:31.356	34.284	152.3	38	1:32.474	155.9
8	0	PRO A.Khodair/C.Bueno	BMW Sports Trophy Team Brasil	BMW E89 Z4	39	1:01:39.769	42.697	151.9	23	1:32.119	156.5
9	14	PAM C.Vieira/C.Campanico	Novadriver	Audi R8 LMS	39	1:01:47.224	50.152	151.6	27	1:32.562	155.7
10	25	PAM H.Proczyk/D.Baumann	GRT Grasser Racing Team	Lamborghini LP560-4	39	1:01:48.326	51.254	151.6	29	1:32.427	156.0
11	21	PRO R.Zonta/S.Jimenez	BMW Sports Trophy Team Brasil	BMW E89 Z4	39	1:01:50.657	53.585	151.5	31	1:32.525	155.8
12	51	PAM F.Salaquarda/F.Onidi	AF Corse	Ferrari 458 Italia GT3	39	1:01:51.528	54.456	151.5	21	1:32.013	156.7
13	9	PRO S.Loeb/A.Parente	Sebastien Loeb Racing	McLaren MP4-12C	39	1:02:01.864	1:04.792	151.0	22	1:31.339	157.8
14	32	PAM M.Shulzhitskiy/W.Reip	Nissan GT Academy Team RJN	Nissan GT-R Nismo GT3	37	1:01:30.050	2LAPS	144.5	19	1:32.973	155.0
15	3	GTR J.Stovicek/P.Charouz	HTP Gravity Charouz	Mercedes SLS AMG GT3	37	1:02:06.031	2LAPS	143.1	35	1:35.429	151.0
16	29	GTR D.Rosa/P.Bonifacio	SMS Seyffarth Motorsport	Mercedes SLS AMG GT3	36	1:02:08.686	3LAPS	139.2	13	1:33.523	154.1
not classified											
	7	PAM C.Ricci/M.Stumpf	ACL by Rodrive Competicoes	Ford GT	19	30:18.422	20LAPS	150.6	12	1:33.435	154.3
	8	GTR R.Mascarello/F.Tozzo	ACL by Rodrive Competicoes	Ford GT	10	17:07.923	29LAPS	140.2	7	1:35.728	150.6
	1	PRO A.Day/M.Buhk	HTP Gravity Charouz	Mercedes SLS AMG GT3	2	3:12.450	37LAPS	149.8	2	1:33.194	154.7
	35	PAM L.Ordonez/A.Buncombe	Nissan GT Academy Team RJN	Nissan GT-R Nismo GT3	1	2:19.833	38LAPS				

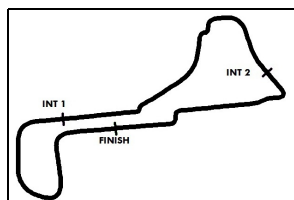
Fastest lap of the race. Car 12 driver Rast on lap 19. Time 1:31.117, average speed 158.2 km/h.

Following stewards decision no. 9 - 40s penalty for the car no. 29

Publications Time:

Race Director:

Time Keeping:



FIA GT Series

Class results Main Race



Provisional

Circuit Zolder, Length: 4004 m

Air temperature: 14.8°C

Track temperature: 19.2°C

Weather condition: Dry

Sunday 21.4.2013 14:15

started : 20 classified : 16 not classified : 4

Drivers	Team	Car	Laps	Time	Gap	Kph	Best Lap	Lap
CLASS: PAM								
Started: 7			Classified: 5			Not Classified: 2		
1 2	Simonsen/Afanasiev	HTP Gravity Charouz(DEU)	Mercedes SLS AMG GT3	39	1:01:31.356	34.284	152.3	1:32.474 38
2 14	Vieira/Campanico	Novadriver(PRT)	Audi R8 LMS	39	1:01:47.224	50.152	151.6	1:32.562 27
3 25	Proczyk/Baumann	GRT Grasser Racing Team(AUT)	Lamborghini LP560-4	39	1:01:48.326	51.254	151.6	1:32.427 29
4 51	Salaquarda/Onidi	AF Corse(ITA)	Ferrari 458 Italia GT3	39	1:01:51.528	54.456	151.5	1:32.013 21
5 32	Shulzhitskiy/Reip	Nissan GT Academy Team RJN(NL)	Nissan GT-R Nismo GT3	37	1:01:30.050	2LAPS	144.5	1:32.973 19
not classified								
7	Ricci/Stumpf	ACL by Rodrive Competicoes(PF)	Ford GT	19	30:18.422	20LAPS	150.6	1:33.435 12
35	Ordenez/Buncombe	Nissan GT Academy Team RJN(NL)	Nissan GT-R Nismo GT3	1	2:19.833	38LAPS		

Fastest lap of the class. Car 51 driver Fabio Onidi on lap 19. Time 1:32.013, average speed 156.7 km/h.

CLASS: PRO

Started: 10			Classified: 9			Not Classified: 1		
1 24	Kox/Rosina	Lamborghini Blancpain Reiter(DE)	Lamborghini LP560-4	39	1:00:57.072		153.7	1:31.619 29
2 11	Ortelli/Vanthoor	Belgian Audi Club Team WRT(BEL)	Audi R8 LMS	39	1:00:57.520	0.448	153.7	1:31.260 29
3 13	Sandstrom/Stippler	Belgian Audi Club Team WRT(BEL)	Audi R8 LMS	39	1:01:00.835	3.763	153.6	1:31.639 22
4 10	Zuber/Parisy	Sebastien Loeb Racing(FRA)	McLaren MP4-12C	39	1:01:11.659	14.587	153.1	1:31.862 22
5 12	Mayr-Melnhof/Rast	Team WRT(BEL)	Audi R8 LMS	39	1:01:14.971	17.899	153.0	1:31.117 19
6 5	Ide/Kumpen	Phoenix Racing(DEU)	Audi R8 LMS	39	1:01:30.846	33.774	152.3	1:32.581 17
7 0	Khodair/Bueno	BMW Sports Trophy Team Brasil	BMW E89 Z4	39	1:01:39.769	42.697	151.9	1:32.119 23
8 21	Zonta/Jimenez	BMW Sports Trophy Team Brasil	BMW E89 Z4	39	1:01:50.657	53.585	151.5	1:32.525 31
9 9	Loeb/Parente	Sebastien Loeb Racing(FRA)	McLaren MP4-12C	39	1:02:01.864	1:04.792	151.0	1:31.339 22
not classified								
1	Day/Buhk	HTP Gravity Charouz(DEU)	Mercedes SLS AMG GT3	2	3:12.450	37LAPS	149.8	1:33.194 2

Fastest lap of the class. Car 12 driver Rene Rast on lap 19. Time 1:31.117, average speed 158.2 km/h.

CLASS: GTR

Started: 3			Classified: 2			Not Classified: 1		
1 3	Stovicek/Charouz	HTP Gravity Charouz(CZE)	Mercedes SLS AMG GT3	37	1:02:06.031	2LAPS	143.1	1:35.429 35
2 29	Rosa/Bonifacio	SMS Seyffarth Motorsport(DEU)	Mercedes SLS AMG GT3	36	1:02:08.686	3LAPS	139.2	1:33.523 13
not classified								
8	Mascarello/Tozzo	ACL by Rodrive Competicoes(PF)	Ford GT	10	17:07.923	29LAPS	140.2	1:35.728 7

Fastest lap of the class. Car 29 driver Dudo Rosa on lap 19. Time 1:33.523, average speed 154.1 km/h.

Fastest lap of the race. Car 12 driver Rast on lap 19. Time 1:31.117, average speed 158.2 km/h.

Following stewards decision no. 9 - 40s penalty for the car no. 29

Publications Time:

Race Director:

Time Keeping:

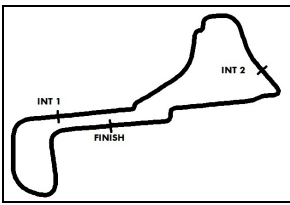
BLANCPAIN Timing

ver: 1.0

www.fiagtseries.com

Page 1/ 1 printed: 21.4.2013 15:18





FIA GT Series

Lap analysis Main Race



Provisional

Circuit Zolder, Length: 4004 m
 Air temperature: 14.9°C
 Track temperature: 19.1°C
 Weather condition: Dry

Sunday 21.4.2013 14:15

Lap	Time	SE1	SP1	SE2	SP2	SE3	SP3	Lap	Time	SE1	SP1	SE2	SP2	SE3	SP3
17	1:38.996	30.082	194	34.172	205	34.742		37	1:33.007	30.064	194	33.727	207	29.216	200
18	2:25.667	1:22.262	195	34.545	209	28.860	205	38	1:32.688	29.864	193	33.518	207	29.306	205
19	1:32.844	29.764	194	34.293	208	28.787	203	39	1:33.939	30.678	192	34.020	206	29.241	204
20	1:32.376	29.660	193	33.763	208	28.953	201								